



NETL Life Cycle Inventory Data

Process Documentation File

Ecuador	<i>The portion of crude oil entering refineries from Ecuador</i>
Iraq	<i>The portion of crude oil entering refineries from Iraq</i>
Kuwait	<i>The portion of crude oil entering refineries from Kuwait</i>
Mexico	<i>The portion of crude oil entering refineries from Mexico</i>
Nigeria	<i>The portion of crude oil entering refineries from Nigeria</i>
Other	<i>The portion of crude oil entering refineries from countries other than those listed</i>
Saudia_Arabia	<i>The portion of crude oil entering refineries from Saudi Arabia</i>
United States	<i>The portion of crude oil entering refineries from the United States</i>
Venezuela	<i>The portion of crude oil entering refineries from Venezuela</i>
S2_F_TRAIN_DIS	<i>Train transport distance</i>
S2_TRK_TANK_DIS	<i>Tanker truck transport distance</i>
S2_WATDOMDISZ	<i>Domestic water carrier (tanker) transport distance</i>
S2_WATFOREDISZ	<i>Foreign water carrier (tanker) transport distance</i>
S2D_PIPE_LENGTH	<i>Domestic pipeline length</i>
S2F_PIPE_LENGTH	<i>Foreign pipeline length</i>

Tracked Input Flows:

N/A

Tracked Output Flows:

2005 National Average Crude Oil	<i>Crude oil extracted within the United States and from foreign sources</i>
---------------------------------	--

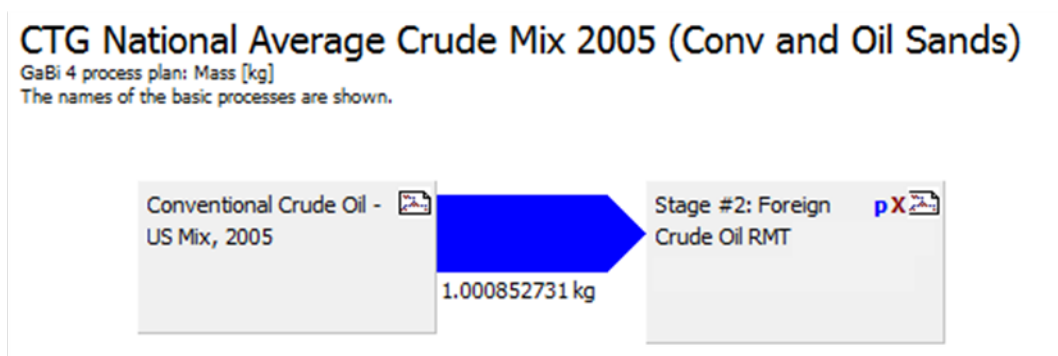
Section II: Process Description Associated Documentation

This unit process is composed of this document and the data sheet (DS) *DS_CTG_Petroleum_2005_National_Average_2011.02.xls*, which provides additional details regarding relevant calculations, data quality, and references.

Goal and Scope

The scope of this unit process covers all aspects of raw material acquisition (RMA) and raw material transportation (RMT) to the energy conversion facility as seen in **Figure 1**. At the end, one kilogram of 2005 U.S. national average crude oil is delivered to the life cycle (LC) Stage #3 boundary. The RMA and RMT are discussed separately below.

Figure 1: Plan for RMA and RMT of 2005 U.S. National Average Crude Oil



Boundary and Description

LC stage #1, RMA of 2005 national average crude oil, includes extraction of domestic crude oil from its source within the U.S. combined with oil extracted from foreign sources. As shown in **Figure 2**, 2005 national average crude oil RMA is composed of proprietary crude oil production processes for onshore and offshore crude oil production, all of which are available within the GaBi database. These are combined with a crude oil production processes produced by NETL. Countries considered in the 2005 national profile include the United States, Algeria, Angola, Canada, Ecuador, Iraq, Kuwait, Mexico, Nigeria, Saudi Arabia, Venezuela, and other exporting countries. These processes also account for any initial processing of the oil. The plan for RMA of 2005 national average crude oil is provided in **Figure 2**.

No construction data is included for this RMA. The profiles and processes included in RMA are provided in **Table 1**. Those shown in bold face were developed by NETL.

Figure 2: Plan for RMA of 2005 National Average Crude Oil

Conventional Crude Oil - US Mix, 2005

GaBi 4 process plan: Reference quantities
The names of the basic processes are shown.




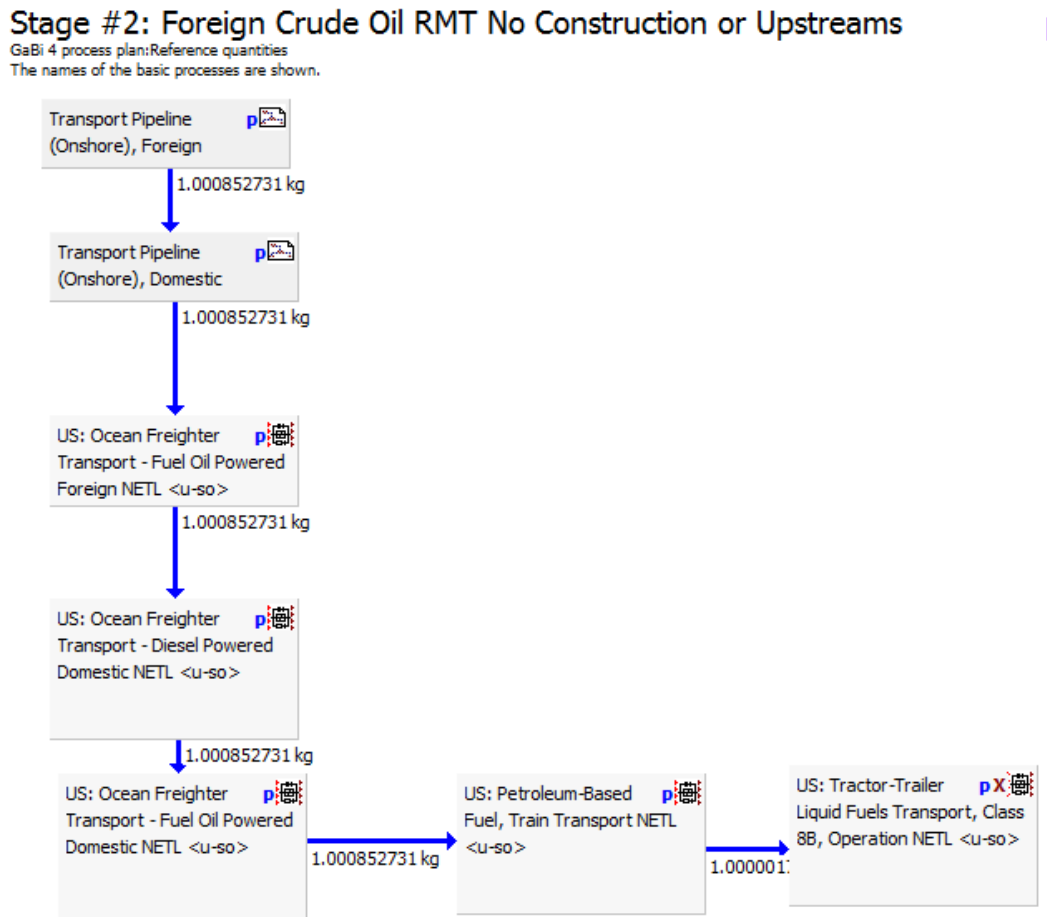
Table 1: Profiles and Processes Included in RMA for 2005 National Average Crude Oil

Crude Oil - National Average, 2005
 Crude oil - Canada NETL, 2005
 CA: Crude oil Canadian (Conventional) NETL
 CA: Crude sand oil production, NETL NETL
 CA: Natural gas mix PE
 Crude Oil - Domestic, 2005-Updated
 US: Crude oil production offshore PE
 US: Crude oil production onshore PE
 AO: Crude oil production PE
 DZ: Crude oil production PE
 EC: Crude oil production PE
 IQ: Crude oil production PE
 KW: Crude oil production PE

MX: Crude oil production PE
 NG: Crude oil production PE
 SA: Crude oil production PE
 US: Crude oil mix PE
 US: National Average, 2005 NETL
 VE: Crude oil production PE

LC Stage #2 (RMT) includes the transport of the produced crude oil from the extraction site to the ECF (LC Stage #3). The construction of equipment used to transport 2005 national average crude oil includes pipelines, water carriers (tanker ships), trains, and semi-trucks (tanker-tractor). The transport distance can be adjusted via a series of adjustable parameters for RMT, as shown previously. The plan for RMT of 2005 national average crude oil is provided in **Figure 3**.

Figure 2: Plan for RMT of 2005 National Average Crude Oil, Including Construction and Operation Profiles for Transport



Construction of the water carriers, train, and tractor-trailer for RMT w the materials required to construct the following pieces of equipment for transport:

- Water Carrier
(DS/ DF DF_Stage2_C_Water_Carrier_300000DWT_2011.01.doc)
- Train
(DS/ DF DF_Stage2_C_Tanker_Railcar_26470_Gal_Net_Capacity_2010.01.doc);
- Pipeline Transport
(DS/ DF DF_Stage2_O_Pipeline_Crude_Petroleum_Transport_2011.01.doc)
- Tractor-trailer
(DS/ DF DF_Stage4_C_Tanker_Trailer_7500gal_2010.01.doc)

The profiles and processes included in RMT are provided in **Table 2**. Those shown in bold face were developed by NETL.

Table 2: Profiles and Processes Included in RMT for 2005 National Average Crude Oil

Fuel Tanker-Tractor Transport

Tanker Transport, Construction

DE: Lead (99,995%) PE

DE: Styrene-butadiene rubber mix (SBR) PE

RER: Aluminum sheet mix PE

RER: Nylon 6.6 granulate (PA 6.6) ELCD/PlasticsEurope <p-agg>

RER: Polyurethane flexible foam (PU) PlasticsEurope

US: Fuels Tanker Trailer, 7,500 gallon, Construction NETL <u-so>

WOR: Steel Plate, BF, Manufacture NETL <u-so>

Tanker-Tractor Transport, Operation

US: DIESEL, NATIONAL AVERAGE, 2005 NETL <u-so>

US: Tractor-Trailer Liquid Fuels Transport, Class 8B, Operation NETL <u-so>

US: Tanker (Truck) Transport NETL

Off-Shore Transportation (water carrier)

Water Carrier Tanker(10000-30000 DWT)Transport

Water Carrier (300,000 DWT), Construction

DE: Lead (99,995%) PE

RER: Aluminum sheet mix PE

RER: Polyurethane flexible foam (PU) PlasticsEurope

US: Fuels Tanker Trailer, 7,500 gallon, Construction NETL <u-so>

US: Nylon 6 granulate (PA 6) PE

US: Styrene-butadiene rubber (SBR) PE

WOR: Steel Plate, BF, Manufacture NETL <u-so>

GLO: Tanker PE <u-so>

US: Fuel oil heavy at refinery PE

US: Fuel tanker/10000 to 30000 dwt/ocean transport NETL

US: Petroleum Water Carrier Loading/Unloading, Operation NETL <u-so>

Off-Shore Transportation (water carrier)

Water Carrier Tanker(10000-30000 DWT) Transport

Water Carrier (300,000 DWT), Construction

DE: Lead (99,995%) PE

RER: Aluminum sheet mix PE

RER: Polyurethane flexible foam (PU) PlasticsEurope

US: Fuels Tanker Trailer, 7,500 gallon, Construction NETL <u-so>

US: Nylon 6 granulate (PA 6) PE

US: Styrene-butadiene rubber (SBR) PE

WOR: Steel Plate, BF, Manufacture NETL <u-so>

GLO: Tanker PE <u-so>

US: Fuel oil heavy at refinery PE

US: Fuel tanker/10000 to 30000 dwt/ocean transport NETL**US: Petroleum Water Carrier Loading/Unloading, Operation NETL <u-so>**

On-Shore Transport Pipeline

Transport Pipeline (Onshore), Construction

US: Fuel Transport Pipeline, Construction NETL <u-so>**WOR: Steel Pipe, Welded, BF, Manufacture NETL <u-so>**

Transport Pipeline (Onshore), Operation

US: North American Average Electricity Mix, 2007 080811 NETL**US: Pipeline Transport of Diesel Fuel, Operation NETL <u-so>****US: OnShore Transport Pipeline NETL**

On-Shore Transport Pipeline

Transport Pipeline (Onshore), Construction

US: Fuel Transport Pipeline, Construction NETL <u-so>**WOR: Steel Pipe, Welded, BF, Manufacture NETL <u-so>**

Transport Pipeline (Onshore), Operation

US: North American Average Electricity Mix, 2007 080811 NETL**US: Pipeline Transport of Diesel Fuel, Operation NETL <u-so>****US: OnShore Transport Pipeline NETL**

Railroad Transport Fuel (Crude oil)

Fuel Train Construction

RER: Aluminum sheet mix PE

US: Coal Railcar, 244000 lbs Net Capacity, Construction NETL <u-so>**US: Tanker Railcar, 26,470 Gal Net Capacity, Construction NETL <u-so>****US: Tanker Unit Train Assembly, 100 Railcars, Construction NETL <u-so>****WOR: Steel Plate, BF, Manufacture NETL <u-so>**

Fuel Transport Train, Operation

US: DIESEL, NATIONAL AVERAGE, 2005 NETL <u-so>**US: Petroleum-Based Fuel, Train Transport NETL <u-so>****US: Assembly: Fuel Rail Transport (Construction & Operation) NETL**

Parameters and Balances

The parameters for the highest level modeling plan for RMA and RMT of 2005 National Average crude oil are shown in **Table 3**. These parameters may or may not include the adjustable parameters shown previously, depending on how the model was created. The distances for the various transportation modes are based on the travel distance for the average barrel of crude oil processed in the U.S. Not all barrels proceed via every mode of transportation listed, indicating why some distances are particularly short (e.g. truck and rail transport).

Table 3: Adjustable Parameters for RMA and RMT of 2005 National Average Crude Oil

Plan	Parameter	Value	Comment
LC Stage #1			
US: National Average, 2005 NETL	Algeria	0.0133	[dimensionless] Portion of petroleum from Algeria
US: National Average, 2005 NETL	Angola	0.0291	[dimensionless] Portion of petroleum from Angola
US: National Average, 2005 NETL	Canada	0.0728	[dimensionless] Portion of petroleum from Canada
US: National Average, 2005 NETL	CA_Oil Sands	0.0361	[dimensionless] Portion of petroleum from Canadian oil sands
US: National Average, 2005 NETL	Ecuador	0.0184	[dimensionless] Portion of petroleum from Ecuador
US: National Average, 2005 NETL	Iraq	0.0338	[dimensionless] Portion of petroleum from Iraq
US: National Average, 2005 NETL	Kuwait	0.0148	[dimensionless] Portion of petroleum from Kuwait
US: National Average, 2005 NETL	Mexico	0.1058	[dimensionless] Portion of petroleum from Mexico
US: National Average, 2005 NETL	Nigeria	0.0698	[dimensionless] Portion of petroleum from Nigeria
US: National Average, 2005 NETL	other	0.0949	[dimensionless] Portion of petroleum from other countries
US: National Average, 2005 NETL	Saudi Arabia	0.0931	[dimensionless] Portion of petroleum from Saudi Arabia
US: National Average, 2005 NETL	United States	0.3329	[dimensionless] Portion of petroleum from United States
US: National Average, 2005 NETL	Venezuela	0.0851	[dimensionless] Portion of petroleum imported from Venezuela
LC Stage #2			
2005 National Average Crude Oil RMT	S2_F_TRAIN_DIS	1.2	[miles] User Defined parameter, default value is 200 miles one way.
2005 National Average Crude Oil RMT	S2_TRK_TANK_DIS	2.7	[miles] adjustable parameter for distance from Origin to Destination.
2005 National Average Crude Oil RMT	S2_WATDOMDISZ	331	[miles] Transportation via water carrier from U.S.A. ports to U.S.A. port (Domestic).
2005 National Average Crude Oil RMT	S2_WATFOREDISZ	4309	[miles] Transportation via water carrier from foreign port to U.S.A. port (Foreign).
2005 National Average Crude Oil RMT	S2D_PIPE_LENGTH	328.3	[mile] User Defined Value
2005 National Average Crude Oil RMT	S2F_PIPE_LENGTH	66.3	[mile] User Defined Value.

Table 4 presents the input and output balances for resources and emissions of interest for the cradle-to-gate plan as well as each of the RMA and RMT plans.

Table 4: Inputs and Output Balances for Cradle-to-Gate, RMA, and RMT of 2005 National Average Crude Oil (kg/kg delivered)

Process or Category	Cradle to Gate	Cradle to Gate (RMA)	Gate to Gate (RMT)
Inputs			
Flows	2.053E+00	1.658E+00	3.945E-01
Resources	2.053E+00	1.658E+00	3.945E-01
Energy resources	1.088E+00	1.079E+00	9.550E-03
Non renewable energy resources	1.088E+00	1.079E+00	9.550E-03
Crude oil (resource)	1.009E+00	1.009E+00	4.025E-04
Crude oil Algeria	2.297E-02	2.297E-02	2.653E-06
Crude oil Angola	3.880E-02	3.879E-02	7.819E-06
Crude oil Argentina	1.974E-05	1.811E-05	1.629E-06
Crude oil Australia	1.853E-05	1.634E-05	2.193E-06
Crude oil Austria	7.995E-06	7.889E-06	1.062E-07
Crude oil Bolivia	9.588E-11	9.548E-11	3.936E-13
Crude oil Brazil	3.028E-05	2.880E-05	1.480E-06
Crude oil Brunei	8.861E-11	6.767E-11	2.094E-11
Crude oil Bulgaria	2.708E-11	7.828E-12	1.925E-11
Crude oil Cameroon	3.483E-05	3.414E-05	6.877E-07
Crude oil Canada	1.176E-01	1.176E-01	3.141E-05
Crude oil Chile	6.428E-09	6.365E-09	6.218E-11
Crude oil China	4.607E-06	4.191E-06	4.159E-07
Crude oil CIS	1.127E-03	1.109E-03	1.807E-05
Crude oil Colombia	6.241E-05	5.710E-05	5.307E-06
Crude oil Czech Republic	5.351E-07	5.280E-07	7.112E-09
Crude oil Denmark	2.424E-04	2.390E-04	3.442E-06
Crude oil Ecuador	2.798E-02	2.798E-02	2.361E-06
Crude oil Egypt	3.253E-05	3.209E-05	4.340E-07
Crude oil France	1.151E-05	1.134E-05	1.695E-07
Crude oil Gabon	4.603E-05	4.222E-05	3.808E-06
Crude oil Germany	3.717E-05	3.656E-05	6.021E-07
Crude oil Greece	1.595E-06	1.573E-06	2.124E-08
Crude oil Hungary	3.102E-09	2.986E-09	1.152E-10
Crude oil India	1.632E-11	1.502E-12	1.482E-11
Crude oil Indonesia	1.428E-05	1.281E-05	1.472E-06

Process or Category	Cradle to Gate	Cradle to Gate (RMA)	Gate to Gate (RMT)
Crude oil Iran	2.235E-04	2.204E-04	3.166E-06
Crude oil Iraq	4.358E-02	4.356E-02	1.222E-05
Crude oil Ireland	4.404E-11	4.350E-11	5.401E-13
Crude oil Italy	5.089E-05	5.021E-05	6.824E-07
Crude oil Kuwait	2.444E-02	2.444E-02	5.357E-06
Crude oil Libya	3.472E-04	3.424E-04	4.851E-06
Crude oil Malaysia	4.385E-11	3.350E-11	1.035E-11
Crude oil Mexico	1.159E-01	1.158E-01	3.319E-05
Crude oil Netherlands	3.089E-05	3.043E-05	4.548E-07
Crude oil New Zealand	4.826E-07	4.096E-07	7.298E-08
Crude oil Nigeria	7.969E-02	7.967E-02	1.502E-05
Crude oil Norway	9.944E-04	9.724E-04	2.208E-05
Crude oil Oman	5.461E-06	5.093E-06	3.689E-07
Crude oil Poland	1.781E-06	1.752E-06	2.918E-08
Crude oil Qatar	2.393E-06	2.160E-06	2.330E-07
Crude oil Romania	3.198E-06	3.155E-06	4.250E-08
Crude oil Saudi Arabia	1.036E-01	1.035E-01	3.890E-05
Crude oil Slovakia	7.893E-12	6.816E-12	1.077E-12
Crude oil South Africa	6.350E-11	6.307E-11	4.254E-13
Crude oil Spain	2.658E-06	2.622E-06	3.536E-08
Crude oil Syria	1.528E-10	4.356E-11	1.093E-10
Crude oil Trinidad and Tobago	1.688E-05	1.545E-05	1.435E-06
Crude oil Tunisia	1.431E-05	1.410E-05	2.014E-07
Crude oil Turkey	1.127E-15	6.753E-16	4.514E-16
Crude oil United Arab Emirates	3.105E-06	2.759E-06	3.463E-07
Crude oil United Kingdom	1.406E-03	1.377E-03	2.911E-05
Crude oil USA	3.348E-01	3.347E-01	1.179E-04
Crude oil Venezuela	9.516E-02	9.513E-02	3.273E-05
Hard coal (resource)	9.131E-03	1.894E-03	7.237E-03
Hard coal Australia	6.418E-05	5.603E-05	8.149E-06
Hard coal Belgium	1.676E-08	8.346E-09	8.418E-09
Hard coal Bosnia and Herzegovina	2.315E-09	6.478E-10	1.667E-09
Hard coal Brazil	2.256E-07	2.199E-07	5.774E-09
Hard coal Canada	6.194E-04	6.032E-04	1.624E-05
Hard coal Chile	6.700E-07	6.635E-07	6.491E-09
Hard coal China	1.013E-05	9.163E-06	9.713E-07

Process or Category	Cradle to Gate	Cradle to Gate (RMA)	Gate to Gate (RMT)
Hard coal CIS	1.410E-05	1.266E-05	1.443E-06
Hard coal Colombia	1.598E-04	9.351E-05	6.631E-05
Hard coal Czech Republic	5.397E-06	5.224E-06	1.730E-07
Hard coal France	3.375E-07	1.617E-07	1.758E-07
Hard coal Germany	1.161E-04	1.121E-04	3.948E-06
Hard coal India	1.067E-09	3.348E-17	1.067E-09
Hard coal Indonesia	1.983E-05	5.791E-06	1.404E-05
Hard coal Italy	4.100E-10	1.980E-10	2.120E-10
Hard coal Japan	3.358E-12	3.070E-12	2.883E-13
Hard coal Malaysia	1.543E-12	1.179E-12	3.642E-13
Hard coal Mexico	1.268E-05	1.265E-05	3.041E-08
Hard coal New Zealand	5.482E-07	5.429E-07	5.324E-09
Hard coal Poland	3.503E-05	3.304E-05	1.993E-06
Hard coal Portugal	7.675E-10	7.659E-10	1.647E-12
Hard coal South Africa	6.163E-05	5.616E-05	5.460E-06
Hard coal Spain	4.683E-06	4.659E-06	2.449E-08
Hard coal Turkey	5.111E-12	3.119E-12	1.991E-12
Hard coal United Kingdom	6.473E-06	4.452E-06	2.021E-06
Hard coal USA	7.949E-03	8.567E-04	7.092E-03
Hard coal Venezuela	5.036E-05	2.622E-05	2.414E-05
Hard coal Vietnam	5.481E-07	5.179E-07	3.018E-08
Lignite (resource)	1.123E-03	9.064E-04	2.169E-04
Lignite Australia	2.448E-05	2.346E-05	1.019E-06
Lignite Austria	7.799E-07	7.756E-07	4.316E-09
Lignite Bosnia and Herzegovina	5.291E-09	1.440E-09	3.851E-09
Lignite Bulgaria	6.874E-09	4.465E-09	2.408E-09
Lignite Canada	1.297E-04	1.287E-04	9.389E-07
Lignite CIS	5.657E-07	5.516E-07	1.405E-08
Lignite Czech Republic	3.056E-06	2.951E-06	1.051E-07
Lignite France	7.343E-08	2.694E-08	4.650E-08
Lignite Germany (Central Germany)	5.146E-04	5.085E-04	6.089E-06
Lignite Germany (Lausitz)	7.138E-05	6.607E-05	5.309E-06
Lignite Germany (Rheinisch)	1.300E-04	1.194E-04	1.066E-05
Lignite Greece	1.118E-06	1.059E-06	5.882E-08
Lignite Hungary	2.329E-08	1.228E-08	1.101E-08
Lignite India	2.135E-10	6.697E-18	2.135E-10

Process or Category	Cradle to Gate	Cradle to Gate (RMA)	Gate to Gate (RMT)
Lignite Macedonia	8.072E-09	2.947E-09	5.126E-09
Lignite Poland	1.136E-06	1.048E-06	8.792E-08
Lignite Romania	9.495E-10	2.812E-10	6.683E-10
Lignite Serbia and Montenegro	4.080E-08	1.148E-08	2.932E-08
Lignite Slovakia	2.832E-09	1.084E-09	1.748E-09
Lignite Slovenia	1.966E-08	9.548E-09	1.011E-08
Lignite Spain	9.835E-06	9.784E-06	5.158E-08
Lignite Turkey	1.397E-13	8.371E-14	5.595E-14
Lignite USA	2.364E-04	4.393E-05	1.924E-04
Natural gas (resource)	6.888E-02	6.718E-02	1.693E-03
Natural gas Algeria	1.793E-03	1.790E-03	2.909E-06
Natural gas Angola	4.748E-03	4.747E-03	9.967E-07
Natural gas Argentina	5.505E-06	5.312E-06	1.931E-07
Natural gas Australia	3.876E-06	3.625E-06	2.510E-07
Natural gas Austria	9.579E-07	9.476E-07	1.036E-08
Natural gas Bolivia	1.927E-07	1.919E-07	7.910E-10
Natural gas Brazil	3.853E-06	3.682E-06	1.711E-07
Natural gas Brunei	7.697E-07	5.884E-07	1.813E-07
Natural gas Bulgaria	2.879E-12	1.232E-12	1.647E-12
Natural gas Cameroon	8.675E-06	8.503E-06	1.717E-07
Natural gas Canada	9.822E-03	9.548E-03	2.738E-04
Natural gas Chile	1.529E-06	1.515E-06	1.479E-08
Natural gas China	5.245E-07	4.772E-07	4.735E-08
Natural gas CIS	1.385E-04	1.339E-04	4.684E-06
Natural gas Colombia	6.801E-06	6.223E-06	5.786E-07
Natural gas Czech Republic	3.974E-08	3.919E-08	5.457E-10
Natural gas Denmark	1.973E-05	1.931E-05	4.202E-07
Natural gas Ecuador	1.705E-03	1.704E-03	2.630E-07
Natural gas Egypt	3.287E-06	3.243E-06	4.391E-08
Natural gas France	1.085E-06	1.021E-06	6.465E-08
Natural gas Gabon	6.796E-06	6.233E-06	5.622E-07
Natural gas Germany	5.653E-05	5.396E-05	2.567E-06
Natural gas Greece	1.055E-07	1.041E-07	1.417E-09
Natural gas Hungary	2.028E-09	1.482E-09	5.468E-10
Natural gas India	8.197E-11	1.501E-13	8.182E-11
Natural gas Indonesia	7.250E-07	6.424E-07	8.260E-08

Process or Category	Cradle to Gate	Cradle to Gate (RMA)	Gate to Gate (RMT)
Natural gas Iran	2.567E-05	2.530E-05	3.645E-07
Natural gas Iraq	1.759E-03	1.758E-03	1.232E-06
Natural gas Ireland	9.822E-08	9.701E-08	1.211E-09
Natural gas Italy	5.175E-06	5.057E-06	1.185E-07
Natural gas Japan	6.849E-13	5.936E-13	9.124E-14
Natural gas Kuwait	8.818E-04	8.813E-04	5.177E-07
Natural gas Libyan	9.206E-06	9.079E-06	1.272E-07
Natural gas Malaysia	7.565E-07	5.764E-07	1.802E-07
Natural gas Mexico	6.426E-03	6.423E-03	3.797E-06
Natural gas Netherlands	6.938E-05	6.443E-05	4.953E-06
Natural gas New Zealand	3.202E-08	2.718E-08	4.840E-09
Natural gas Nigeria	1.409E-02	1.409E-02	3.566E-06
Natural gas Norway	6.814E-05	6.465E-05	3.484E-06
Natural gas Oman	1.679E-06	1.457E-06	2.213E-07
Natural gas Poland	1.177E-07	1.155E-07	2.190E-09
Natural gas Qatar	1.201E-05	9.267E-06	2.746E-06
Natural gas Romania	2.043E-07	2.016E-07	2.748E-09
Natural gas Saudi Arabia	3.453E-03	3.450E-03	3.643E-06
Natural gas Slovakia	7.617E-11	6.444E-11	1.173E-11
Natural gas South Africa	3.531E-09	1.828E-09	1.703E-09
Natural gas Spain	3.283E-07	3.249E-07	3.382E-09
Natural gas Syria	1.642E-11	4.681E-12	1.174E-11
Natural gas Trinidad and Tobago	5.009E-05	3.818E-05	1.191E-05
Natural gas Tunisia	1.873E-06	1.847E-06	2.638E-08
Natural gas Turkey	1.140E-16	6.831E-17	4.565E-17
Natural gas United Arab Emirates	5.228E-07	4.862E-07	3.659E-08
Natural gas United Kingdom	1.042E-04	9.940E-05	4.808E-06
Natural gas USA	1.950E-02	1.817E-02	1.333E-03
Natural gas Venezuela	4.049E-03	4.045E-03	3.186E-06
Pit Methane	3.583E-05	8.506E-06	2.733E-05
Uranium (resource)	2.085E-07	2.705E-08	1.814E-07
Uranium natural	2.085E-07	2.705E-08	1.814E-07
Renewable energy resources	1.077E-06	1.002E-06	7.507E-08
Primary energy from geothermics	0.000E+00	0.000E+00	0.000E+00
Primary energy from hydro power	0.000E+00	0.000E+00	0.000E+00
Primary energy from solar energy	0.000E+00	0.000E+00	0.000E+00

Process or Category	Cradle to Gate	Cradle to Gate (RMA)	Gate to Gate (RMT)
Primary energy from wind power	0.000E+00	0.000E+00	0.000E+00
Wood	1.077E-06	1.002E-06	7.507E-08
Land use	0.000E+00	0.000E+00	0.000E+00
Occupation	0.000E+00	0.000E+00	0.000E+00
Biotic Production	0.000E+00	0.000E+00	0.000E+00
Erosion Resistance	0.000E+00	0.000E+00	0.000E+00
Groundwater Replenishment	0.000E+00	0.000E+00	0.000E+00
Mechanical Filtration	0.000E+00	0.000E+00	0.000E+00
Physicochemical Filtration	0.000E+00	0.000E+00	0.000E+00
Transformation	0.000E+00	0.000E+00	0.000E+00
Biotic Production	0.000E+00	0.000E+00	0.000E+00
Erosion Resistance	0.000E+00	0.000E+00	0.000E+00
Groundwater Replenishment	0.000E+00	0.000E+00	0.000E+00
Mechanical Filtration	0.000E+00	0.000E+00	0.000E+00
Physicochemical Filtration	0.000E+00	0.000E+00	0.000E+00
Material resources	9.642E-01	5.793E-01	3.849E-01
Non renewable elements	1.982E-11	1.882E-11	1.004E-12
Iron	4.466E-13	4.226E-13	2.394E-14
Lead	7.541E-18	6.536E-18	1.005E-18
Sulphur	1.937E-11	1.839E-11	9.803E-13
Non renewable resources	2.599E-01	2.206E-01	3.925E-02
Barium sulphate	7.729E-16	6.699E-16	1.030E-16
Basalt	3.544E-05	3.518E-05	2.567E-07
Bauxite	5.221E-06	5.141E-06	8.000E-08
Bentonite	3.949E-03	3.935E-03	1.413E-05
Calcium chloride	7.913E-14	6.859E-14	1.054E-14
Chromium ore (39%)	5.334E-08	2.701E-08	2.633E-08
Clay	2.649E-04	2.633E-04	1.568E-06
Colemanite ore	4.649E-09	1.405E-09	3.244E-09
Copper - Gold - Silver - ore (1,0% Cu; 0,4 g/t Au; 66 g/t Ag)	1.149E-07	0.000E+00	1.149E-07
Copper - Gold - Silver - ore (1,1% Cu; 0,01 g/t Au; 2,86 g/t Ag)	7.003E-08	0.000E+00	7.003E-08
Copper - Gold - Silver - ore (1,16% Cu; 0,002 g/t Au; 1,06 g/t Ag)	3.953E-08	0.000E+00	3.953E-08
Copper - Molybdenum - Gold - Silver - ore (1,13% Cu; 0,02% Mo; 0,01 g/t Au; 2,86 g/t Ag)	9.630E-08	0.000E+00	9.630E-08
Copper ore (0.14%)	1.171E-06	5.492E-07	6.214E-07

Process or Category	Cradle to Gate	Cradle to Gate (RMA)	Gate to Gate (RMT)
Copper ore (1.2%)	1.192E-08	0.000E+00	1.192E-08
Copper ore (4%)	1.440E-15	1.427E-15	1.338E-17
Copper ore (sulphidic, 1.1%)	1.708E-12	1.693E-12	1.588E-14
Dolomite	4.697E-09	4.457E-09	2.399E-10
Ferro manganese	3.770E-18	3.268E-18	5.023E-19
Fluorspar (calcium fluoride; fluorite)	6.646E-09	6.243E-09	4.026E-10
Gypsum (natural gypsum)	1.418E-04	1.408E-04	1.021E-06
Heavy spar (BaSO ₄)	9.552E-03	9.518E-03	3.412E-05
Inert rock	2.340E-01	1.953E-01	3.875E-02
Iron ore (56,86%)	2.901E-03	2.887E-03	1.356E-05
Iron ore (65%)	1.143E-07	1.116E-07	2.722E-09
Kaolin ore	7.351E-09	1.535E-09	5.815E-09
Lead - zinc ore (4.6%-0.6%)	7.701E-04	7.673E-04	2.741E-06
Limestone (calcium carbonate)	7.076E-03	6.767E-03	3.092E-04
Magnesit (Magnesium carbonate)	2.798E-09	2.776E-09	2.189E-11
Magnesium chloride leach (40%)	5.895E-05	5.844E-05	5.087E-07
Manganese ore	1.055E-08	5.178E-09	5.376E-09
Manganese ore (R.O.M.)	3.020E-05	3.009E-05	1.098E-07
Molybdenite (Mo 0,24%)	5.910E-08	2.634E-10	5.884E-08
Natural Aggregate	4.350E-04	3.312E-04	1.037E-04
Nickel ore (1,5%)	1.304E-11	4.061E-12	8.981E-12
Nickel ore (1.6%)	1.065E-04	1.061E-04	4.102E-07
Olivine	4.147E-17	3.595E-17	5.525E-18
Peat	5.131E-06	5.110E-06	2.079E-08
Phosphate ore	4.760E-09	4.754E-09	5.869E-12
Phosphorus minerals	2.643E-09	2.612E-09	3.072E-11
Potassium chloride	1.282E-09	1.273E-09	9.820E-12
Precious metal ore (R.O.M)	3.998E-09	1.567E-09	2.431E-09
Quartz sand (silica sand; silicon dioxide)	1.176E-04	1.173E-04	2.672E-07
Raw pumice	7.140E-10	1.491E-10	5.648E-10
Slate	6.975E-17	6.046E-17	9.293E-18
Sodium chloride (rock salt)	2.121E-06	2.039E-06	8.252E-08
Sodium sulphate	5.232E-12	4.695E-12	5.366E-13
Soil	2.074E-04	1.880E-04	1.940E-05
Sulphur (bonded)	9.421E-12	8.923E-12	4.972E-13
Talc	1.274E-09	1.168E-09	1.059E-10

Process or Category	Cradle to Gate	Cradle to Gate (RMA)	Gate to Gate (RMT)
Tin ore	6.703E-17	5.810E-17	8.930E-18
Titanium ore	9.840E-06	9.766E-06	7.372E-08
Zinc - copper ore (4.07%-2.59%)	1.280E-04	1.275E-04	5.370E-07
Zinc - lead - copper ore (12%-3%-2%)	5.334E-05	5.311E-05	2.300E-07
Zinc - lead ore (4.21%-4.96%)	4.917E-16	4.871E-16	4.570E-18
Zinc ore (sulphidic, 4%)	2.312E-15	2.280E-15	3.115E-17
Renewable resources	7.044E-01	3.587E-01	3.457E-01
Water	4.608E-01	2.441E-01	2.167E-01
Water	5.452E-05	0.000E+00	5.452E-05
Water (ground water)	9.354E-02	8.535E-02	8.196E-03
Water (river water)	0.000E+00	0.000E+00	0.000E+00
Water (sea water)	1.019E-02	1.021E-02	0.000E+00
Water (surface water)	3.570E-01	1.485E-01	2.085E-01
Air	2.434E-01	1.145E-01	1.289E-01
Carbon dioxide	1.552E-04	1.314E-04	2.372E-05
Nitrogen	4.567E-11	4.544E-11	2.322E-13
Oxygen	2.439E-07	3.772E-16	2.439E-07
Output			
Flows	7.849E-01	3.967E-01	3.882E-01
Resources	2.829E-01	1.208E-01	1.621E-01
Energy resources	0.000E+00	0.000E+00	0.000E+00
Non renewable energy resources	0.000E+00	0.000E+00	0.000E+00
Crude oil (resource)	0.000E+00	0.000E+00	0.000E+00
Crude oil Ecuador	0.000E+00	0.000E+00	0.000E+00
Crude oil Iraq	0.000E+00	0.000E+00	0.000E+00
Material resources	2.829E-01	1.208E-01	1.621E-01
Renewable resources	2.829E-01	1.208E-01	1.621E-01
Water	2.829E-01	1.208E-01	1.621E-01
Water (ground water)	0.000E+00	0.000E+00	0.000E+00
Water (river water)	2.823E-01	1.202E-01	1.621E-01
Water (sea water)	0.000E+00	0.000E+00	1.697E-05
Water (wastewater)	5.902E-04	5.902E-04	0.000E+00
Emissions to air	4.759E-01	2.500E-01	2.259E-01
Heavy metals to air	1.370E-07	1.151E-07	2.198E-08
Antimony	2.855E-10	7.946E-11	2.061E-10
Arsenic (+V)	3.270E-09	8.534E-10	2.417E-09

Process or Category	Cradle to Gate	Cradle to Gate (RMA)	Gate to Gate (RMT)
Arsenic trioxide	5.299E-13	5.279E-13	1.910E-15
Cadmium (+II)	3.028E-10	1.730E-10	1.298E-10
Chromium (+III)	1.103E-10	1.095E-10	7.937E-13
Chromium (unspecified)	7.039E-10	4.936E-10	2.102E-10
Cobalt	4.001E-10	2.919E-10	1.082E-10
Copper (+II)	2.067E-09	1.813E-09	2.546E-10
Heavy metals to air (unspecified)	5.960E-12	4.666E-12	1.294E-12
Hydrogen arsenic (arsine)	4.398E-11	4.382E-11	1.585E-13
Iron	1.194E-09	1.128E-09	6.570E-11
Lanthanides	1.471E-13	1.402E-13	6.941E-15
Lead (+II)	9.502E-09	8.352E-09	1.149E-09
Manganese (+II)	3.685E-09	3.152E-09	5.321E-10
Mercury (+II)	5.320E-10	2.986E-10	2.334E-10
Molybdenum	7.926E-11	7.560E-11	3.661E-12
Nickel (+II)	1.477E-08	1.411E-08	6.692E-10
Palladium	2.190E-18	1.899E-18	2.918E-19
Rhodium	2.114E-18	1.833E-18	2.817E-19
Selenium	6.910E-09	8.866E-10	6.024E-09
Silver	7.790E-19	3.051E-19	4.739E-19
Tellurium	1.470E-11	1.460E-11	1.058E-13
Thallium	1.081E-10	1.074E-10	7.372E-13
Tin (+IV)	2.660E-09	3.796E-10	2.280E-09
Titanium	8.920E-12	8.242E-12	6.785E-13
Vanadium (+III)	8.204E-08	7.722E-08	4.824E-09
Zinc (+II)	8.334E-09	5.461E-09	2.872E-09
Inorganic emissions to air	3.240E-01	2.057E-01	1.183E-01
Ammonia	3.564E-06	2.413E-06	1.150E-06
Ammonium	1.058E-13	2.745E-14	7.838E-14
Ammonium nitrate	5.525E-14	5.233E-14	2.918E-15
Barium	6.019E-06	5.994E-06	2.526E-08
Beryllium	7.623E-11	4.774E-11	2.850E-11
Boron compounds (unspecified)	4.898E-08	7.392E-09	4.159E-08
Bromine	2.091E-08	3.078E-09	1.783E-08
Carbon dioxide	2.492E-01	1.921E-01	5.709E-02
Carbon dioxide (biotic)	2.116E-05	7.903E-06	1.325E-05
Carbon disulphide	5.650E-13	4.742E-13	9.085E-14

Process or Category	Cradle to Gate	Cradle to Gate (RMA)	Gate to Gate (RMT)
Carbon monoxide	4.643E-04	4.412E-04	2.302E-05
Chloride (unspecified)	1.501E-08	1.464E-08	3.752E-10
Chlorine	2.566E-12	2.451E-12	1.147E-13
Cyanide (unspecified)	4.606E-10	4.343E-10	2.624E-11
Fluoride	5.473E-09	7.368E-10	4.737E-09
Fluorides	6.557E-09	6.557E-09	0.000E+00
Fluorine	5.028E-12	4.650E-12	3.773E-13
Helium	1.996E-09	1.968E-09	2.861E-11
Hydrogen	5.144E-07	5.130E-07	1.399E-09
Hydrogen bromine (hydrobromic acid)	1.138E-10	1.123E-10	1.496E-12
Hydrogen chloride	3.907E-07	2.567E-07	1.340E-07
Hydrogen cyanide (prussic acid)	4.523E-11	4.417E-11	1.058E-12
Hydrogen fluoride	6.435E-08	4.065E-08	2.370E-08
Hydrogen iodide	6.814E-15	5.613E-15	1.201E-15
Hydrogen phosphorous	2.483E-14	2.079E-14	4.040E-15
Hydrogen sulphide	4.806E-06	4.784E-06	2.262E-08
Lead dioxide	8.135E-15	3.187E-15	4.948E-15
Nitrogen (atmospheric nitrogen)	6.279E-05	5.769E-05	5.105E-06
Nitrogen dioxide	6.546E-15	5.620E-16	5.984E-15
Nitrogen monoxide	1.889E-11	1.870E-11	1.949E-13
Nitrogen oxides	7.210E-04	6.147E-04	1.064E-04
Nitrous oxide (laughing gas)	6.372E-06	5.224E-06	1.148E-06
Oxygen	1.088E-04	9.815E-05	1.068E-05
Scandium	7.302E-14	7.068E-14	2.340E-15
Steam	7.152E-02	1.139E-02	6.013E-02
Strontium	2.799E-12	2.686E-12	1.138E-13
Sulphur dioxide	1.123E-03	9.910E-04	1.322E-04
Sulphur hexafluoride	5.600E-13	2.221E-13	3.380E-13
sulphur oxide	8.123E-04	0.000E+00	8.123E-04
Sulphuric acid	2.831E-09	2.819E-09	1.147E-11
Tin oxide	7.077E-16	2.771E-16	4.306E-16
Zinc oxide	1.416E-15	5.545E-16	8.611E-16
Zinc sulphate	1.108E-09	1.104E-09	3.970E-12
Organic emissions to air (group VOC)	5.554E-03	4.667E-03	8.877E-04
Group NMVOC to air	1.704E-03	8.501E-04	8.543E-04
Group PAH to air	3.176E-08	3.124E-08	5.181E-10

Process or Category	Cradle to Gate	Cradle to Gate (RMA)	Gate to Gate (RMT)
Anthracene	1.530E-10	1.526E-10	3.835E-13
Benzo(a)anthracene	7.700E-11	7.680E-11	1.930E-13
Benzo(a)pyrene	3.554E-11	3.328E-11	2.256E-12
Benzo(ghi)perylene	6.869E-11	6.852E-11	1.722E-13
Benzofluoranthene	1.374E-10	1.370E-10	3.443E-13
Chrysene	1.891E-10	1.887E-10	4.740E-13
Dibenz(a)anthracene	4.280E-11	4.269E-11	1.073E-13
Indeno[1,2,3-cd]pyrene	5.111E-11	5.098E-11	1.281E-13
Naphthalene	1.607E-08	1.603E-08	4.028E-11
Phenanthrene	5.048E-09	5.036E-09	1.265E-11
Polycyclic aromatic hydrocarbons (PAH)	9.886E-09	9.425E-09	4.611E-10
Halogenated organic emissions to air	5.773E-09	2.291E-09	3.482E-09
Dichloromethane (methylene chloride)	3.060E-17	2.653E-17	4.077E-18
Dioxins (unspec.)	4.337E-15	4.322E-15	1.503E-17
Halogenated hydrocarbons (unspecified)	1.518E-17	1.317E-17	2.012E-18
Polychlorinated biphenyls (PCB unspecified)	9.666E-11	9.631E-11	3.478E-13
Polychlorinated dibenzo-p-dioxins (2,3,7,8 - TCDD)	4.760E-15	3.598E-15	1.162E-15
R 11 (trichlorofluoromethane)	1.510E-09	1.774E-10	1.333E-09
R 114 (dichlorotetrafluoroethane)	1.546E-09	1.816E-10	1.365E-09
R 12 (dichlorodifluoromethane)	3.246E-10	3.813E-11	2.865E-10
R 13 (chlorotrifluoromethane)	2.038E-10	2.394E-11	1.799E-10
R 22 (chlorodifluoromethane)	3.549E-10	4.169E-11	3.132E-10
Tetrafluoromethane	6.094E-11	5.874E-11	2.199E-12
Vinyl chloride (VCM; chloroethene)	1.676E-09	1.673E-09	2.584E-12
Acetaldehyde (Ethanal)	2.414E-08	2.243E-08	1.708E-09
Acetic acid	2.156E-08	1.213E-08	9.425E-09
Acetone (dimethylcetone)	2.172E-08	2.003E-08	1.686E-09
Acrolein	1.080E-09	1.077E-09	2.706E-12
Aldehyde (unspecified)	5.416E-10	3.590E-10	1.826E-10
Alkane (unspecified)	1.236E-07	2.183E-08	1.018E-07
Alkene (unspecified)	1.070E-07	1.158E-08	9.547E-08
Aromatic hydrocarbons (unspecified)	1.742E-09	1.078E-09	6.642E-10
Benzene	1.401E-07	1.316E-07	8.534E-09
Butadiene	9.778E-14	2.042E-14	7.736E-14
Butane	8.246E-05	8.235E-05	1.123E-07

Process or Category	Cradle to Gate	Cradle to Gate (RMA)	Gate to Gate (RMT)
Butane (n-butane)	4.104E-08	1.112E-08	2.993E-08
Cyclohexane (hexahydro benzene)	1.295E-11	1.087E-11	2.083E-12
Diethylamine	2.646E-18	6.865E-19	1.959E-18
Ethane	2.193E-04	2.189E-04	4.113E-07
Ethanol	9.718E-09	5.527E-09	4.190E-09
Ethene (ethylene)	5.504E-09	5.490E-09	1.310E-11
Ethyl benzene	1.094E-07	1.424E-08	9.514E-08
Fluoranthene	4.984E-10	4.971E-10	1.249E-12
Fluorene	1.581E-09	1.577E-09	3.964E-12
Formaldehyde (methanal)	8.153E-08	3.114E-08	5.039E-08
Heptane (isomers)	2.912E-06	2.911E-06	8.796E-10
Hexamethylene diamine (HMDA)	5.752E-15	1.201E-15	4.550E-15
Hexane (isomers)	4.320E-06	4.318E-06	1.657E-09
Mercaptan (unspecified)	2.226E-08	2.223E-08	3.155E-11
Methanol	8.732E-09	5.408E-09	3.325E-09
NMVOC (unspecified)	9.444E-04	9.198E-05	8.524E-04
Octane	1.602E-06	1.601E-06	4.839E-10
Pentane (n-pentane)	2.764E-05	2.750E-05	1.398E-07
Phenol (hydroxy benzene)	2.772E-13	2.230E-13	5.422E-14
Propane	4.205E-04	4.201E-04	3.960E-07
Propene (propylene)	9.653E-09	1.004E-09	8.649E-09
Propionic acid (propane acid)	2.332E-12	1.886E-12	4.458E-13
Styrene	1.434E-14	1.204E-14	2.306E-15
Toluene (methyl benzene)	9.079E-08	4.743E-08	4.335E-08
Trimethylbenzene	6.895E-15	2.701E-15	4.194E-15
Xylene (dimethyl benzene)	4.743E-07	7.641E-08	3.979E-07
Methane	3.783E-03	3.752E-03	3.086E-05
Organic chlorine compounds	2.765E-14	2.619E-14	1.462E-15
VOC (unspecified)	6.658E-05	6.408E-05	2.495E-06
Other emissions to air	1.463E-01	3.964E-02	1.066E-01
Exhaust	1.455E-01	3.894E-02	1.065E-01
non used primary energy from wind power	0.000E+00	0.000E+00	0.000E+00
Particulate Matter, unspecified	1.081E-05	1.081E-05	0.000E+00
Unused primary energy from solar energy	0.000E+00	0.000E+00	0.000E+00
Used air	7.737E-04	6.952E-04	7.841E-05
Waste heat	0.000E+00	0.000E+00	0.000E+00

Process or Category	Cradle to Gate	Cradle to Gate (RMA)	Gate to Gate (RMT)
Particles to air	7.733E-05	2.203E-05	5.530E-05
Dust (PM10)	4.970E-06	4.791E-06	1.782E-07
Dust (PM2,5 - PM10)	5.141E-05	0.000E+00	5.141E-05
Dust (PM2.5)	1.165E-05	1.041E-05	1.241E-06
Dust (unspecified)	9.308E-06	6.830E-06	2.478E-06
Metals (unspecified)	9.678E-14	9.256E-14	4.213E-15
Wood (dust)	2.612E-13	1.023E-13	1.589E-13
Radioactive emissions to air	1.792E-09	2.327E-10	1.559E-09
Antimony (Sb124)	0.000E+00	0.000E+00	0.000E+00
Argon (Ar41)	0.000E+00	0.000E+00	0.000E+00
Carbon (C14)	0.000E+00	0.000E+00	0.000E+00
Cesium (Cs134)	0.000E+00	0.000E+00	0.000E+00
Cesium (Cs137)	0.000E+00	0.000E+00	0.000E+00
Cobalt (Co58)	0.000E+00	0.000E+00	0.000E+00
Cobalt (Co60)	0.000E+00	0.000E+00	0.000E+00
Hydrogen (H3)	0.000E+00	0.000E+00	0.000E+00
Iodine (I129)	0.000E+00	0.000E+00	0.000E+00
Iodine (I131)	0.000E+00	0.000E+00	0.000E+00
Krypton (Kr85)	0.000E+00	0.000E+00	0.000E+00
Krypton (Kr85m)	0.000E+00	0.000E+00	0.000E+00
Plutonium (Pu alpha)	0.000E+00	0.000E+00	0.000E+00
Radon (Rn222)	0.000E+00	0.000E+00	0.000E+00
Uranium (total)	1.792E-09	2.327E-10	1.559E-09
Uranium (U234)	0.000E+00	0.000E+00	0.000E+00
Uranium (U235)	0.000E+00	0.000E+00	0.000E+00
Uranium (U238)	0.000E+00	0.000E+00	0.000E+00
Xenon (Xe131m)	0.000E+00	0.000E+00	0.000E+00
Xenon (Xe133)	0.000E+00	0.000E+00	0.000E+00
Xenon (Xe133m)	0.000E+00	0.000E+00	0.000E+00
Xenon (Xe135)	0.000E+00	0.000E+00	0.000E+00
Xenon (Xe135m)	0.000E+00	0.000E+00	0.000E+00
Xenon (Xe137)	0.000E+00	0.000E+00	0.000E+00
Xenon (Xe138)	0.000E+00	0.000E+00	0.000E+00
Emissions to fresh water	6.060E-03	5.881E-03	1.790E-04
Analytical measures to fresh water	5.134E-05	4.276E-05	8.576E-06
Adsorbable organic halogen compounds (AOX)	2.303E-07	2.300E-07	3.701E-10

Process or Category	Cradle to Gate	Cradle to Gate (RMA)	Gate to Gate (RMT)
Biological oxygen demand (BOD)	2.969E-06	2.930E-06	3.886E-08
Chemical oxygen demand (COD)	4.458E-05	3.632E-05	8.266E-06
Solids (dissolved)	2.611E-07	3.362E-08	2.275E-07
Total dissolved organic bounded carbon	3.281E-13	1.474E-14	3.133E-13
Total organic bounded carbon	3.294E-06	3.251E-06	4.317E-08
Heavy metals to fresh water	8.907E-06	3.637E-06	5.269E-06
Antimony	1.344E-15	5.266E-16	8.179E-16
Arsenic (+V)	8.074E-08	7.993E-08	8.127E-10
Cadmium (+II)	7.360E-08	7.258E-08	1.016E-09
Chromium (+III)	4.159E-10	6.548E-11	3.505E-10
Chromium (+VI)	6.082E-17	6.028E-17	5.410E-19
Chromium (unspecified)	1.212E-07	1.208E-07	4.667E-10
Cobalt	5.009E-11	4.941E-11	6.790E-13
Copper (+II)	2.702E-07	2.675E-07	2.618E-09
Heavy metals to water (unspecified)	6.493E-11	5.025E-11	1.468E-11
Iron	7.914E-06	2.723E-06	5.190E-06
Lead (+II)	6.238E-08	5.845E-08	3.922E-09
Manganese (+II)	2.500E-08	4.834E-09	2.017E-08
Mercury (+II)	1.134E-09	1.081E-09	5.246E-11
Molybdenum	4.507E-09	6.398E-10	3.868E-09
Nickel (+II)	8.457E-08	8.281E-08	1.767E-09
Selenium	8.409E-10	1.799E-10	6.610E-10
Silver	2.672E-11	2.128E-11	5.440E-12
Strontium	2.256E-07	1.865E-07	3.912E-08
Thallium	1.857E-11	1.851E-11	6.699E-14
Tin (+IV)	2.497E-11	2.252E-11	2.451E-12
Titanium	6.951E-10	2.926E-10	4.025E-10
Vanadium (+III)	1.554E-09	3.780E-10	1.176E-09
Zinc (+II)	4.034E-08	3.810E-08	2.241E-09
Inorganic emissions to fresh water	3.647E-03	3.515E-03	1.322E-04
Acid (calculated as H+)	1.700E-09	1.330E-09	3.704E-10
Aluminum (+III)	1.456E-07	1.990E-08	1.257E-07
Ammonia	4.794E-09	4.545E-09	2.485E-10
Ammonium / ammonia	1.133E-06	1.035E-06	9.729E-08
Barium	6.569E-07	6.563E-07	6.148E-10
Beryllium	5.362E-12	6.902E-13	4.672E-12

Process or Category	Cradle to Gate	Cradle to Gate (RMA)	Gate to Gate (RMT)
Boron	5.055E-08	5.422E-09	4.513E-08
Bromine	7.427E-11	7.419E-11	7.875E-14
Calcium (+II)	7.996E-06	9.748E-07	7.021E-06
Carbonate	4.131E-05	4.128E-05	2.361E-08
Chloride	3.448E-03	3.373E-03	7.450E-05
Chlorine (dissolved)	2.341E-07	6.711E-08	1.670E-07
Cyanide	8.400E-11	8.230E-11	1.702E-12
Fluoride	2.242E-05	1.930E-06	2.049E-05
Fluorine	5.790E-09	5.759E-09	3.098E-11
Hydrogen chloride	1.111E-10	1.102E-10	8.290E-13
Hydrogen fluoride (hydrofluoric acid)	7.018E-11	7.007E-11	1.133E-13
Hydroxide	3.064E-09	3.026E-09	3.749E-11
Magnesium (+III)	2.063E-06	6.679E-07	1.395E-06
Magnesium chloride	5.958E-13	5.165E-13	7.938E-14
Neutral salts	1.209E-17	0.000E+00	1.209E-17
Nitrate	8.478E-07	1.276E-07	7.201E-07
Nitrogen	1.949E-09	1.935E-09	1.436E-11
Nitrogen organic bounded	1.036E-07	1.004E-07	3.170E-09
Phosphate	1.068E-08	9.074E-09	1.607E-09
Phosphorus	1.126E-07	1.125E-07	1.481E-10
Potassium	3.202E-08	3.162E-08	3.941E-10
Silicate particles	2.412E-11	2.403E-11	9.513E-14
Sodium (+I)	6.375E-05	6.035E-05	3.399E-06
Sodium chloride (rock salt)	2.307E-12	0.000E+00	2.307E-12
Sodium hypochlorite	8.265E-13	6.940E-13	1.325E-13
Sulphate	5.124E-05	2.710E-05	2.415E-05
Sulphide	7.547E-06	7.544E-06	3.188E-09
Sulphite	1.492E-08	1.278E-09	1.364E-08
Sulphur	7.042E-10	6.383E-10	6.594E-11
Sulphuric acid	1.432E-08	1.421E-08	1.069E-10
Organic emissions to fresh water	1.422E-05	1.415E-05	6.844E-08
Halogenated organic emissions to fresh water	7.650E-11	7.534E-11	1.158E-12
1,2-Dibromoethane	3.042E-15	2.553E-15	4.892E-16
Chlorinated hydrocarbons (unspecified)	2.811E-17	2.699E-17	1.123E-18
Chloromethane (methyl chloride)	7.649E-11	7.534E-11	1.155E-12
Dichloropropane	4.617E-18	9.642E-19	3.652E-18

Process or Category	Cradle to Gate	Cradle to Gate (RMA)	Gate to Gate (RMT)
Polychlorinated dibenzo-p-dioxins (2,3,7,8 - TCDD)	7.334E-23	6.357E-23	9.771E-24
Vinyl chloride (VCM; chloroethene)	3.457E-15	0.000E+00	3.457E-15
Hydrocarbons to fresh water	2.159E-06	2.133E-06	2.668E-08
Acenaphthene	1.074E-10	1.074E-10	5.988E-14
Acenaphthylene	4.615E-11	4.613E-11	2.426E-14
Acetic acid	2.846E-09	2.803E-09	4.339E-11
Acrylonitrile	3.376E-13	7.052E-14	2.671E-13
Anthracene	2.002E-10	2.001E-10	7.001E-14
Aromatic hydrocarbons (unspecified)	2.978E-08	2.938E-08	3.992E-10
Benzene	2.468E-07	2.467E-07	1.127E-10
Benzo(a)anthracene	1.236E-11	1.235E-11	9.639E-15
Benzo(a)fluoranthene	1.592E-12	1.585E-12	6.998E-15
Chrysene	4.542E-11	4.537E-11	4.700E-14
Cresol (methyl phenol)	1.824E-11	1.653E-11	1.708E-12
Ethyl benzene	1.348E-08	1.348E-08	6.087E-12
Fluoranthene	1.402E-11	1.401E-11	1.191E-14
Hexane (isomers)	1.992E-12	1.805E-12	1.868E-13
Hydrocarbons (unspecified)	2.224E-09	8.433E-10	1.380E-09
Methanol	4.356E-08	2.239E-08	2.117E-08
Oil (unspecified)	1.360E-06	1.358E-06	1.946E-09
Phenol (hydroxy benzene)	2.505E-07	2.504E-07	1.218E-10
Polycyclic aromatic hydrocarbons (PAH, unspec.)	2.668E-09	1.311E-09	1.356E-09
Toluene (methyl benzene)	1.503E-07	1.502E-07	7.608E-11
Xylene (isomers; dimethyl benzene)	5.674E-08	5.667E-08	6.815E-11
Carbon, organically bound	1.205E-05	1.201E-05	4.176E-08
Naphthalene	7.744E-09	7.741E-09	3.419E-12
Organic chlorine compounds (unspecified)	2.776E-14	2.629E-14	1.478E-15
Organic compounds (dissolved)	1.922E-14	0.000E+00	1.922E-14
Organic compounds (unspecified)	2.966E-24	2.946E-24	2.082E-26
Other emissions to fresh water	0.000E+00	0.000E+00	0.000E+00
non used primary energy from water power	0.000E+00	0.000E+00	0.000E+00
Unused primary energy from geothermal	0.000E+00	0.000E+00	0.000E+00
Waste heat	0.000E+00	0.000E+00	0.000E+00
Particles to fresh water	2.339E-03	2.306E-03	3.289E-05
Metals (unspecified)	2.188E-12	2.158E-12	3.066E-14

Process or Category	Cradle to Gate	Cradle to Gate (RMA)	Gate to Gate (RMT)
Soil loss by erosion into water	1.283E-09	1.282E-09	1.583E-12
Solids (suspended)	2.339E-03	2.306E-03	3.289E-05
Radioactive emissions to fresh water	0.000E+00	0.000E+00	0.000E+00
Americium (Am241)	0.000E+00	0.000E+00	0.000E+00
Antimony (Sb124)	0.000E+00	0.000E+00	0.000E+00
Antimony (Sb125)	0.000E+00	0.000E+00	0.000E+00
Carbon (C14)	0.000E+00	0.000E+00	0.000E+00
Cesium (Cs134)	0.000E+00	0.000E+00	0.000E+00
Cesium (Cs137)	0.000E+00	0.000E+00	0.000E+00
Cobalt (Co58)	0.000E+00	0.000E+00	0.000E+00
Cobalt (Co60)	0.000E+00	0.000E+00	0.000E+00
Curium (Cm alpha)	0.000E+00	0.000E+00	0.000E+00
Hydrogen (H3)	0.000E+00	0.000E+00	0.000E+00
Iodine (I129)	0.000E+00	0.000E+00	0.000E+00
Iodine (I131)	0.000E+00	0.000E+00	0.000E+00
Manganese (Mn54)	0.000E+00	0.000E+00	0.000E+00
Plutonium (Pu alpha)	0.000E+00	0.000E+00	0.000E+00
Radium (Ra226)	0.000E+00	0.000E+00	0.000E+00
Ruthenium (Ru106)	0.000E+00	0.000E+00	0.000E+00
Silver (Ag110m)	0.000E+00	0.000E+00	0.000E+00
Strontium (Sr90)	0.000E+00	0.000E+00	0.000E+00
Uranium	0.000E+00	0.000E+00	0.000E+00
Emissions to sea water	1.996E-02	1.995E-02	1.219E-05
Analytical measures to sea water	1.214E-04	1.213E-04	7.009E-08
Adsorbable organic halogen compounds (AOX)	8.321E-12	8.316E-12	4.743E-15
Biological oxygen demand (BOD)	9.178E-06	9.173E-06	5.233E-09
Chemical oxygen demand (COD)	1.030E-04	1.030E-04	5.963E-08
Total organic bounded carbon	9.178E-06	9.173E-06	5.233E-09
Heavy metals to sea water	2.847E-05	2.847E-05	3.417E-09
Arsenic (+V)	1.601E-07	1.600E-07	6.340E-11
Cadmium (+II)	7.776E-08	7.760E-08	1.616E-10
Chromium (unspecified)	2.453E-07	2.451E-07	1.539E-10
Cobalt	1.150E-08	1.147E-08	2.979E-11
Copper (+II)	7.364E-07	7.360E-07	3.701E-10
Iron	1.482E-06	1.481E-06	4.300E-10
Lead (+II)	2.155E-07	2.154E-07	8.292E-11

Process or Category	Cradle to Gate	Cradle to Gate (RMA)	Gate to Gate (RMT)
Manganese (+II)	1.465E-07	1.465E-07	4.459E-11
Mercury (+II)	3.035E-09	3.033E-09	1.825E-12
Molybdenum	1.042E-08	1.042E-08	4.979E-13
Nickel (+II)	2.227E-07	2.226E-07	1.165E-10
Silver	3.092E-08	3.092E-08	1.477E-12
Strontium	2.491E-05	2.491E-05	1.295E-09
Tin (+IV)	3.704E-08	3.704E-08	1.769E-12
Titanium	3.773E-09	3.773E-09	1.802E-13
Vanadium (+III)	1.260E-08	1.258E-08	2.065E-11
Zinc (+II)	1.635E-07	1.628E-07	6.424E-10
Inorganic emissions to sea water	1.250E-02	1.249E-02	7.944E-06
Aluminum (+III)	1.215E-07	1.214E-07	5.802E-12
Ammonia	3.609E-06	3.609E-06	1.724E-10
Barium	2.331E-06	2.329E-06	1.513E-09
Beryllium	8.106E-11	7.938E-11	1.675E-12
Boron	1.964E-06	1.964E-06	9.382E-11
Calcium (+II)	2.145E-04	2.145E-04	1.025E-08
Carbonate	1.466E-04	1.465E-04	9.514E-08
Chloride	1.180E-02	1.179E-02	7.671E-06
Magnesium	5.337E-05	5.337E-05	3.386E-09
Nitrate	1.900E-07	1.899E-07	1.233E-10
Sodium (+I)	1.833E-04	1.832E-04	1.045E-07
Sulphate	6.200E-05	6.196E-05	4.025E-08
Sulphide	2.669E-05	2.668E-05	1.731E-08
Sulphur	1.051E-06	1.051E-06	5.020E-11
Organic emissions to sea water	7.652E-06	7.647E-06	4.677E-09
Hydrocarbons to sea water	7.619E-06	7.615E-06	4.631E-09
Acenaphthene	6.442E-10	6.429E-10	1.330E-12
Acenaphthylene	2.553E-10	2.548E-10	5.078E-13
Acetic acid	1.705E-10	1.680E-10	2.513E-12
Anthracene	4.845E-10	4.841E-10	4.356E-13
Aromatic hydrocarbons (unspecified)	9.178E-08	9.173E-08	5.233E-11
Benzene	9.345E-07	9.342E-07	3.704E-10
Benzo{a}anthracene	1.230E-10	1.227E-10	2.916E-13
Benzofluoranthene	1.141E-10	1.138E-10	3.185E-13
Chrysene	6.503E-10	6.487E-10	1.636E-12

Process or Category	Cradle to Gate	Cradle to Gate (RMA)	Gate to Gate (RMT)
Cresol (methyl phenol)	2.722E-08	2.722E-08	1.300E-12
Ethyl benzene	3.671E-08	3.668E-08	3.439E-11
Fluoranthene	1.423E-10	1.420E-10	3.451E-13
Hexane (isomers)	2.972E-09	2.972E-09	1.420E-13
Oil (unspecified)	5.144E-06	5.140E-06	3.134E-09
Phenol (hydroxy benzene)	5.806E-07	5.799E-07	6.383E-10
Toluene (methyl benzene)	6.665E-07	6.663E-07	2.172E-10
Xylene (isomers; dimethyl benzene)	1.330E-07	1.328E-07	1.754E-10
Naphthalene	3.273E-08	3.269E-08	4.568E-11
Particles to sea water	7.305E-03	7.301E-03	4.164E-06
Solids (suspended)	7.305E-03	7.301E-03	4.164E-06
Emissions to industrial soil	4.202E-05	4.195E-05	7.508E-08
Heavy metals to industrial soil	1.093E-05	1.092E-05	1.805E-08
Arsenic (+V)	1.219E-11	1.216E-11	2.463E-14
Cadmium (+II)	1.223E-10	1.220E-10	2.951E-13
Chromium (+III)	1.037E-12	1.028E-12	9.688E-15
Chromium (unspecified)	2.942E-08	2.937E-08	4.759E-11
Cobalt	5.249E-10	5.242E-10	7.077E-13
Copper (+II)	2.861E-10	2.858E-10	3.684E-13
Iron	4.173E-08	4.167E-08	5.735E-11
Lead (+II)	9.001E-12	8.975E-12	2.536E-14
Manganese (+II)	6.149E-09	6.130E-09	1.966E-11
Mercury (+II)	5.724E-13	5.716E-13	7.730E-16
Nickel (+II)	8.239E-09	8.190E-09	4.927E-11
Strontium	1.084E-05	1.083E-05	1.787E-08
Zinc (+II)	3.146E-09	3.140E-09	5.957E-12
Inorganic emissions to industrial soil	3.108E-05	3.103E-05	5.621E-08
Aluminum (+III)	3.190E-08	3.184E-08	5.894E-11
Ammonia	1.680E-05	1.677E-05	2.696E-08
Bromide	4.498E-09	4.492E-09	6.065E-12
Calcium (+II)	8.473E-09	3.385E-09	5.088E-09
Chloride	5.249E-06	5.241E-06	7.370E-09
Fluoride	1.500E-07	1.498E-07	2.022E-10
Magnesium (+III)	1.226E-09	5.227E-10	7.032E-10
Phosphorus	1.764E-06	1.761E-06	2.909E-09
Potassium (+I)	3.580E-06	3.574E-06	5.757E-09

Process or Category	Cradle to Gate	Cradle to Gate (RMA)	Gate to Gate (RMT)
Sodium (+)	7.318E-10	2.868E-10	4.451E-10
Sulphate	4.995E-07	4.985E-07	9.587E-10
Sulphide	2.997E-06	2.991E-06	5.752E-09
Organic emissions to industrial soil	8.801E-09	7.976E-09	8.257E-10
Oil (unspecified)	8.801E-09	7.976E-09	8.257E-10

Embedded Unit Processes

NETL (2010). *NETL Life Cycle Inventory Data – Unit Process: Fuels Tanker Trailer, 7500 gallons, Construction*. U.S. Department of Energy, National Energy Technology Laboratory. Last Updated: February 2010 (version 01). www.netl.doe.gov/energy-analyses (<http://www.netl.doe.gov/energy-analyses>)

NETL (2011). *NETL Life Cycle Inventory Data – Process Documentation File: Pipeline Transport of Crude Petroleum, Operation*. U.S. Department of Energy, National Energy Technology Laboratory. Last Updated: September, 2011 (version 01). www.netl.doe.gov/energy-analyses (<http://www.netl.doe.gov/energy-analyses>)

NETL (2010). *NETL Life Cycle Inventory Data – Unit Process: Tanker Railcar, 26,470 Gal Net Capacity, Construction*. U.S. Department of Energy, National Energy Technology Laboratory. Last Updated: February 2010 (version 01). www.netl.doe.gov/energy-analyses (<http://www.netl.doe.gov/energy-analyses>)

NETL (2010). *NETL Life Cycle Inventory Data – Unit Process: 100 Railcar Tanker Unit Train Assembly, Construction*. U.S. Department of Energy, National Energy Technology Laboratory. Last Updated: February 2010 (version 01). www.netl.doe.gov/energy-analyses (<http://www.netl.doe.gov/energy-analyses>)

NETL (2010). *NETL Life Cycle Inventory Data – Unit Process: Water Carrier, 300000 DWT, Construction*. U.S. Department of Energy, National Energy Technology Laboratory. Last Updated: September 2011 (version 01). www.netl.doe.gov/energy-analyses (<http://www.netl.doe.gov/energy-analyses>)

References

None.

Section III: Document Control Information

Date Created: November 16, 2011

Point of Contact: Timothy Skone (NETL),
Timothy.Skone@NETL.DOE.GOV

Revision History:

31MAY2012

Updated to revised model results.

How to Cite This Document: This document should be cited as:

NETL (2011). *NETL Life Cycle Inventory Data – Unit Process: 2005 National Average Crude Oil, Production and Transportation*. U.S. Department of Energy, National Energy Technology Laboratory. Last Updated: May 2012 (version 02). www.netl.doe.gov/energy-analyses (<http://www.netl.doe.gov/energy-analyses>)

Section IV: Disclaimer

Neither the U.S. Department of Energy (DOE) National Energy Technology Laboratory (NETL) nor any person acting on behalf of these organizations:

- A. Makes any warranty or representation, express or implied, with respect to the accuracy, completeness, or usefulness of the information contained in this document, or that the use of any information, apparatus, method, or process disclosed in this document may not infringe on privately owned rights; or
- B. Assumes any liability with this report as to its use, or damages resulting from the use of any information, apparatus, method, or process disclosed in this document.

Reference herein to any specific commercial product, process, or service by trade name, trademark, manufacturer, or otherwise, does not necessarily constitute or imply its endorsement, recommendation, or favoring by NETL. The views and opinions of the authors expressed herein do not necessarily state or reflect those of NETL.