

Emerging CO₂ capture technologies and their cost reduction potential

Jasmin Kemper

IEA Greenhouse Gas R&D Programme

NETL CO₂ Capture Technology Meeting

June 23, 2015, Pittsburgh

Outline



Study overview

Study scope

Background

- Technology readiness level (TRL)
- Levelised cost of electricity
- Cost learning curves

Findings

- Drivers of capture cost
- Energy consumption
- Contributions to cost of electricity
- TRL comparisons

Summary

Conclusions

Study overview



Study commissioned by UK DECC

Study carried out by Mike Haines (former IEAGHG staff), with input from IEAGHG capture team (PM John Davison)

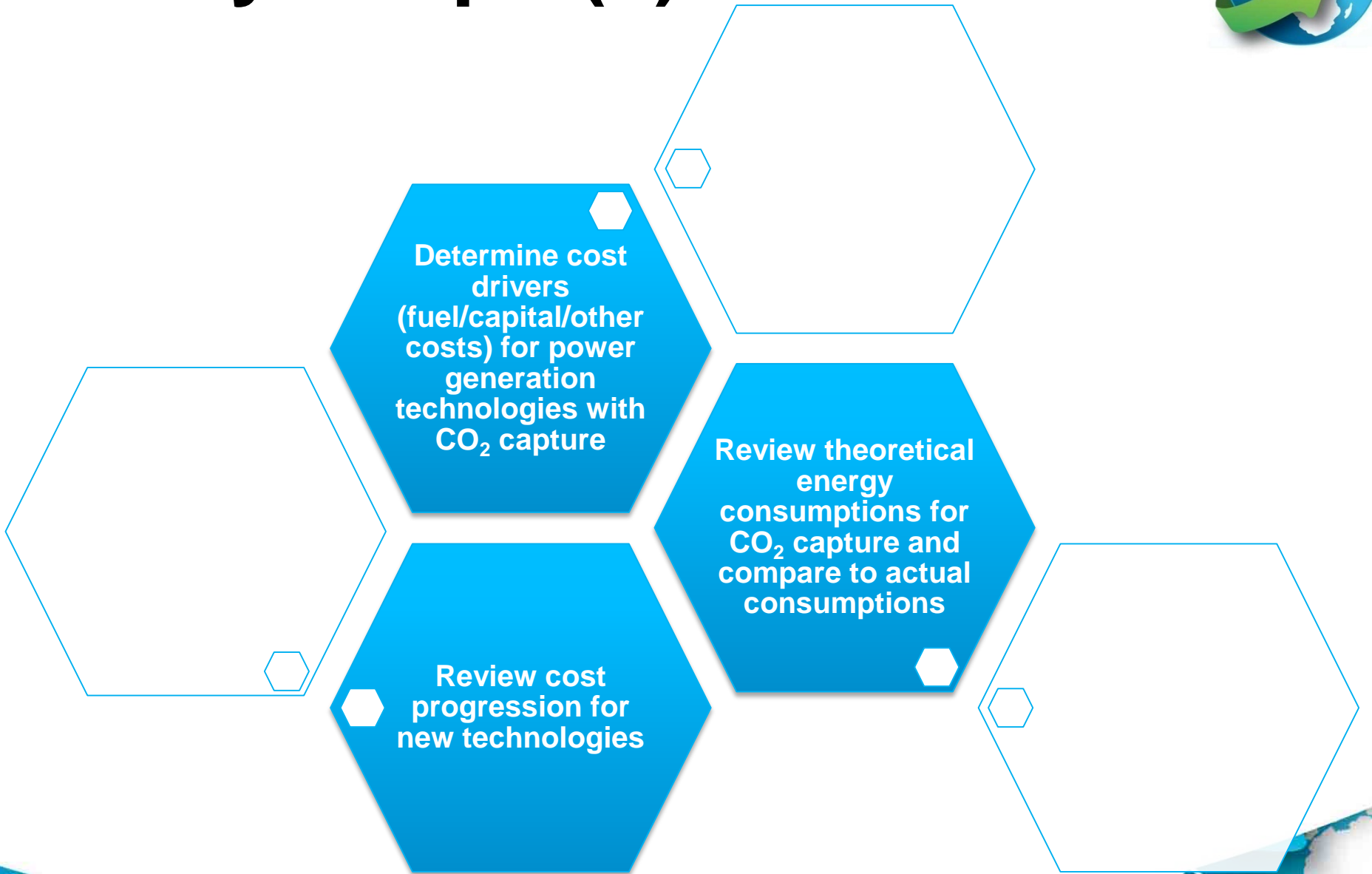
Interim report published as an IEAGHG Technical Review (2014/TR4)

- Not subject to external peer review
- Draft executive summary is included

Aim to publish as a “full IEAGHG report”

- External reviews have been obtained and revisions are being made
- Revised executive summary will be reviewed by IEAGHG ExCo members before publication

Study scope (1)



Study scope (2)



Identify and review the main emerging capture technologies being developed for power plants

- **Post-combustion capture**
- **Pre-combustion capture**
- **Oxy-combustion**
- **Solid looping**

Assess current status and Technology Readiness Level (TRL)

Critically assess claims for energy requirements and cost reductions

Capture in non-power industries considered in less detail

Study did not involve detailed assessment of energy requirements and costs of plants with CO₂ capture

Technology readiness level



Demonstration	9	Normal commercial service
	8	Commercial demonstration, full scale deployment in final form
	7	Sub-scale demonstration, fully functional prototype
Development	6	Fully integrated pilot tested in a relevant environment
	5	Sub-system validation in a relevant environment
	4	System validation in a laboratory environment
Research	3	Proof-of-concept test, component level
	2	Formulation of the application
	1	Basic principles, observed initial concept

Source: EPRI

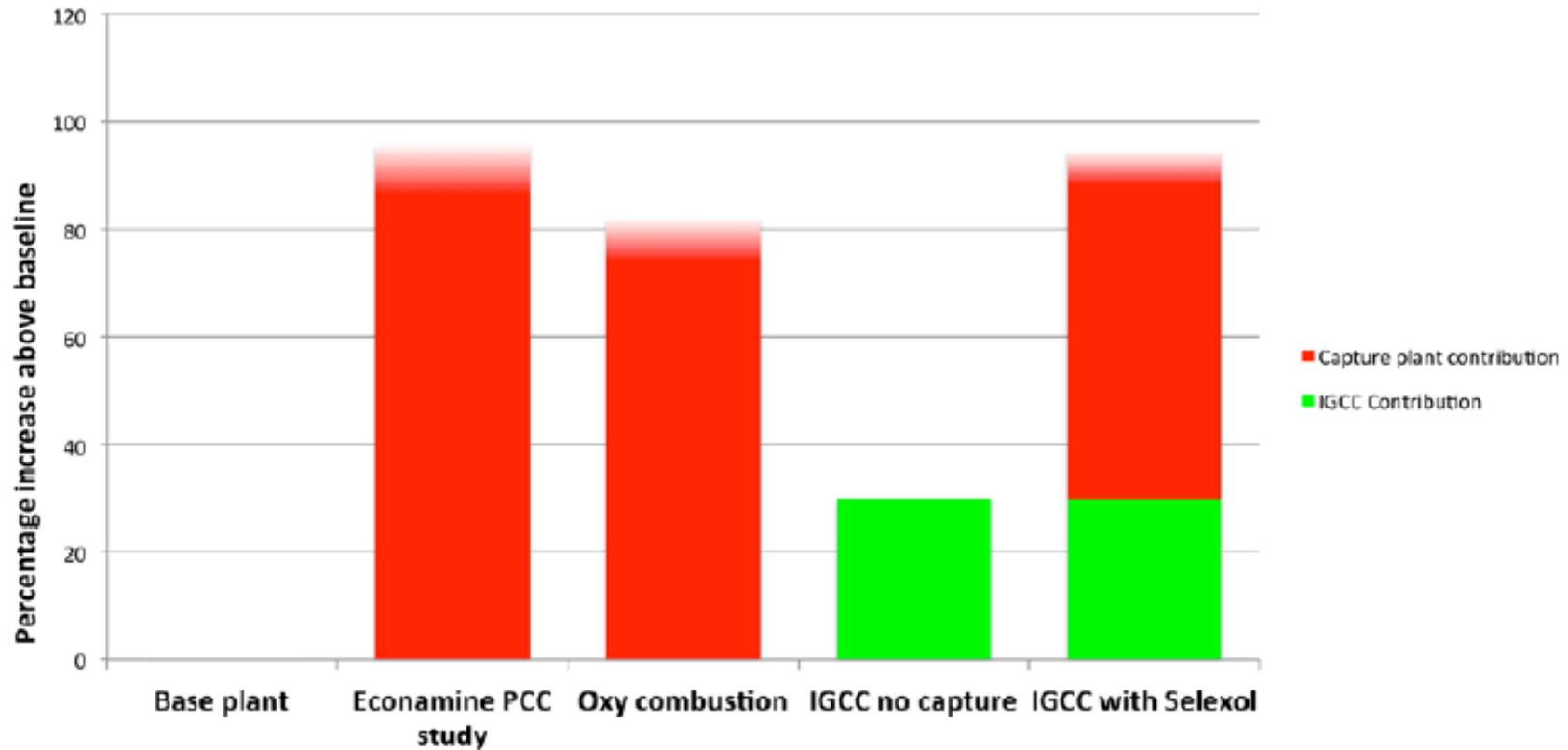
Note:

- *TRL is not necessarily an indication of the amount of time and effort required to achieve commercialisation*
- *TRL 9 does not necessarily represent the be-all and end-all*

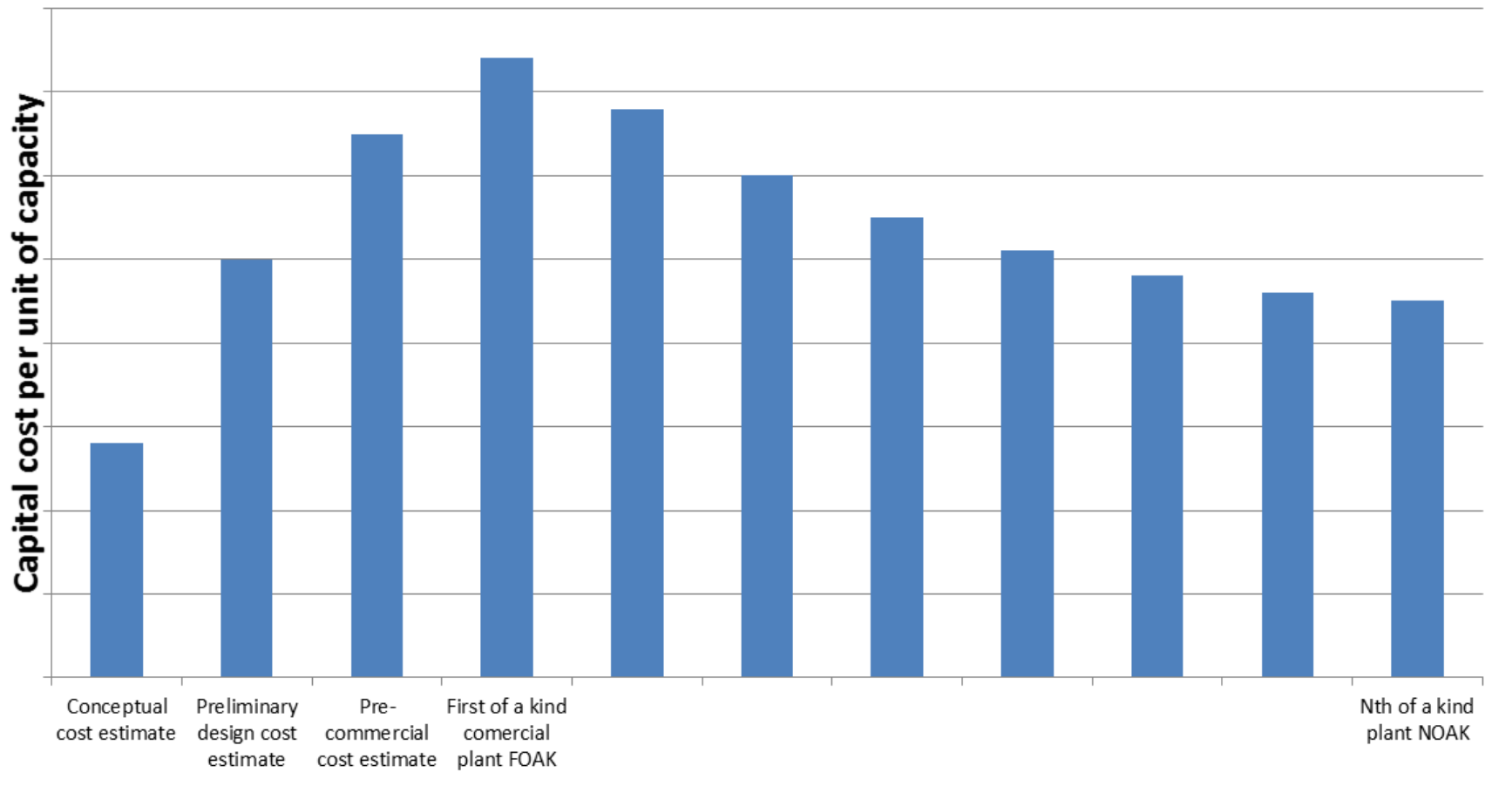
Estimated LCOE increase



Estimated percentage increases in LCOE
due to addition of CO₂ capture
Benchmark post, oxy and pre combustion capture
Supercritical steam, coal fired power plant as baseline



Cost learning curve



Other cost learning curves



DEMONSTRATION PROJECTS – LEARNING CURVES



Copyright of Shell

Credit: <http://itsasmallweb.files.wordpress.com/2011/02/3.jpg> 27

Other cost learning curves



DEMONSTRATION PROJECTS – LEARNING CURVES



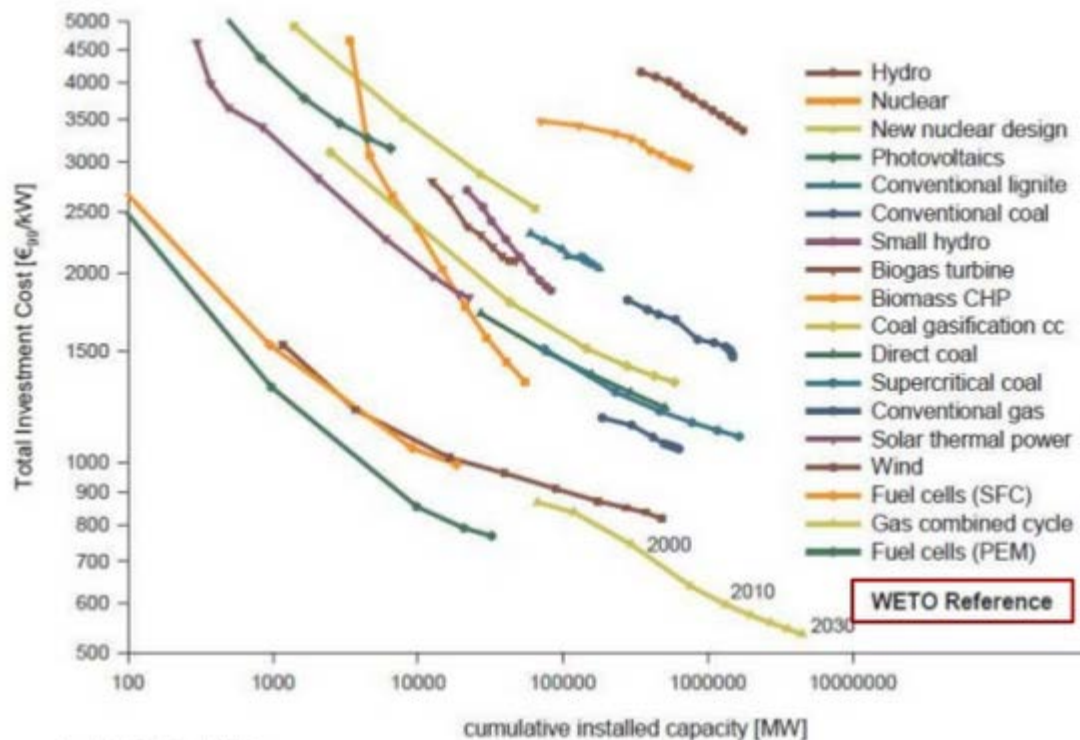
Copyright of Shell

Total Investment Cost [€₂₀₁₀/kW]
Credit: <http://www.shell.com>

Nth of a Kind (NOAK)



ENERGY LEARNING CURVES



Copyright of Royal Dutch Shell Plc

Drivers for cost of capture



Capital cost of capture equipment

- Capital charges, cost of maintenance etc.

Increased fuel consumption

Increased specific capital cost of the host power generation process due to increased fuel consumption

Increased variable operating costs

- Capture solvent make-up etc.

→ Early stage assessments tend to focus initially on energy consumption

- Can be evaluated more scientifically
- A major contribution to capture cost

Energy consumption



CO₂ separation

- Theoretical work for post-combustion capture from coal fired power plant flue gas: 0.15 GJ/t CO₂
 - Equivalent to <1.5% points of power plant efficiency
- Scope to reduce energy consumption but all processes need a significant driving force to reduce equipment size
- Some capture processes use exergy that is otherwise wasted

CO₂ compression

Miscellaneous power

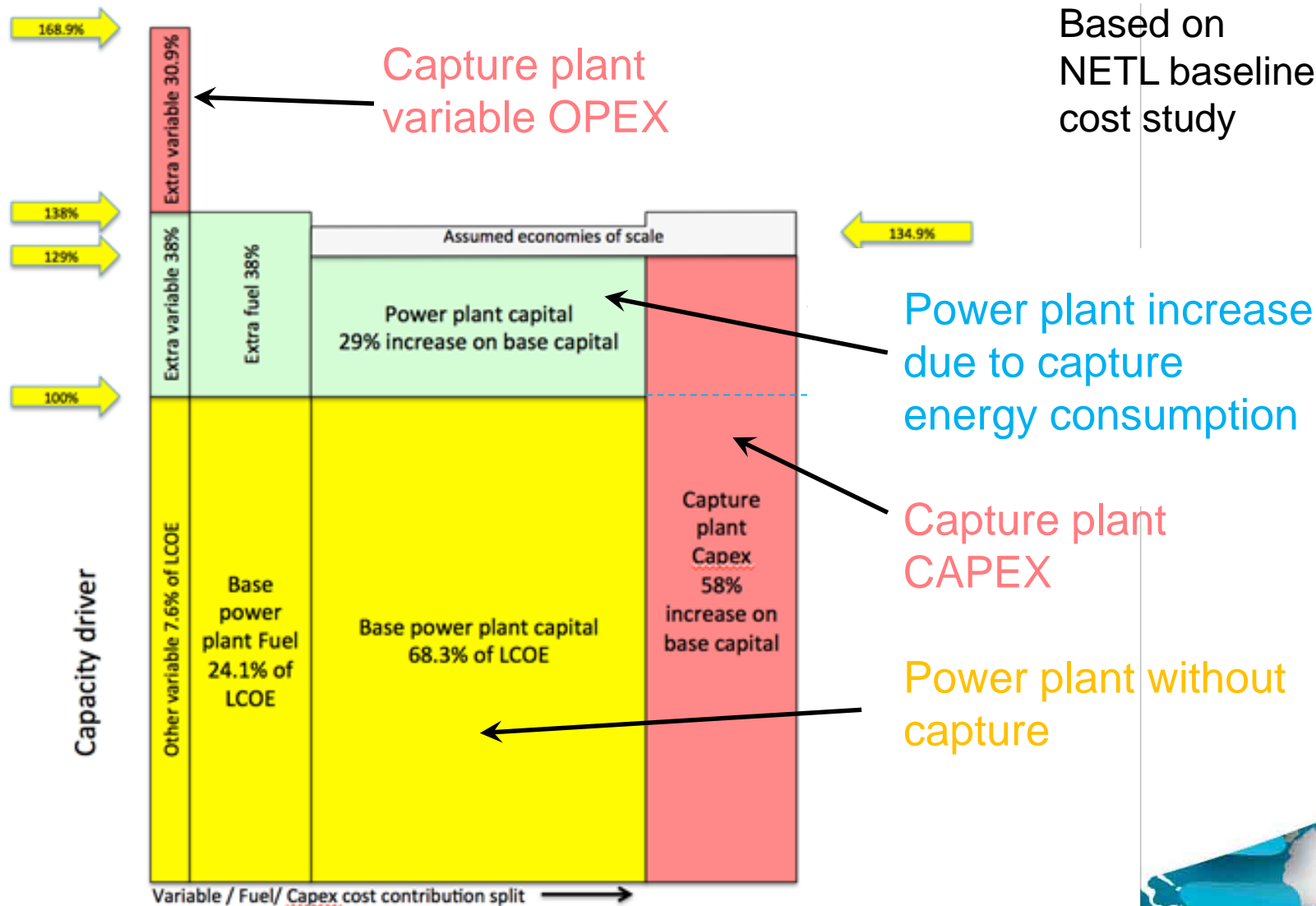
Other losses

- E.g. shift conversion for pre-combustion capture

Post-combustion capture Contributions to cost of electricity



Based on NETL baseline cost study

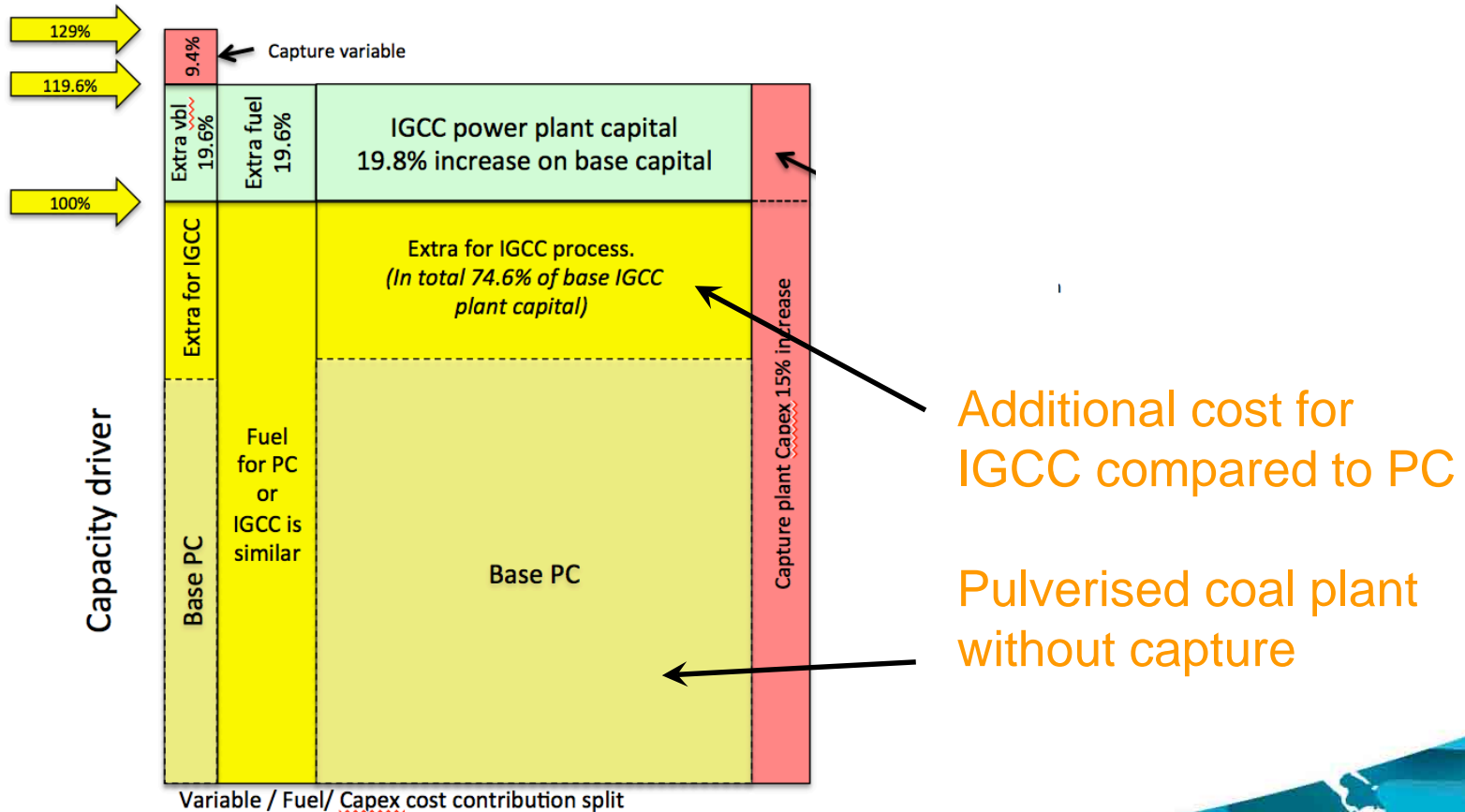


Pre-combustion capture

Contributions to cost of electricity



- Baseline integrated gasification combined cycle (IGCC) without capture is more expensive than baseline pulverised coal (PC) plant without capture – need to reduce core IGCC costs
- Extra cost of capture equipment is lower than for PC

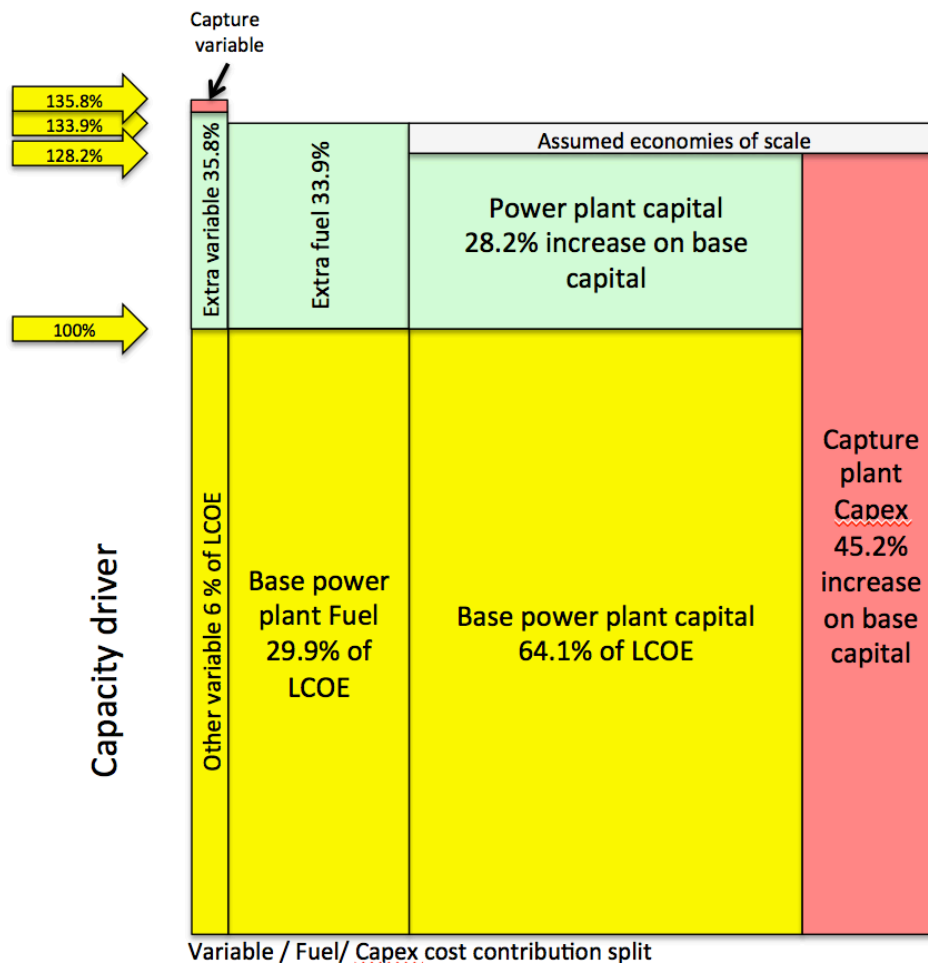


Oxy-combustion capture

Contributions to cost of electricity



- Broadly similar to PC with post-combustion capture



Post-combustion capture



TRL 1 - 3

- Enzyme catalysed adsorption
- Ionic liquids
- Room temperature ionic liquid (RTIL) membranes
- Encapsulated solvents
- Electrochemically mediated absorption
- Vacuum pressure swing adsorption (VPSA)
- Cryogenic capture
- Supersonic inertial capture

TRL 4 – 6

- Bi-phasic solvents
- Precipitating solvents
- Polymeric membranes
- Temperature swing adsorption

TRL 7 – 9

- Benchmark amine scrubbing
- Improved conventional solvents

Pre-combustion capture



TRL 1 - 3

- Low temperature separation

TRL 4 – 6

- Hydrogen separation membranes
- Sorption enhanced water gas shift (SEWGS)
- Integrated gasification fuel cells (IGFC)

TRL 7 – 9

- IGCC with Selexol

Oxy-combustion capture



TRL 1 - 3

- Oxy-combustion gas turbines: other cycles

TRL 4 – 6

- O₂ production: ion transport membrane (ITM), O₂ transport membrane (OTM), ceramic auto-thermal reforming systems (CARS)
- Oxy-combustion gas turbines: water cycle

TRL 7 – 9

- Benchmark coal oxy-combustion

Solid looping processes



TRL 1 - 3

- Sorption enhanced reforming (SER)
- Chemical looping gasification (CLG)
- Chemical looping with oxygen uncoupling (CLOU)
- etc.

TRL 4 – 6

- Calcium carbonate looping (CaL)
- Chemical looping combustion (CLC)

TRL 7 - 9

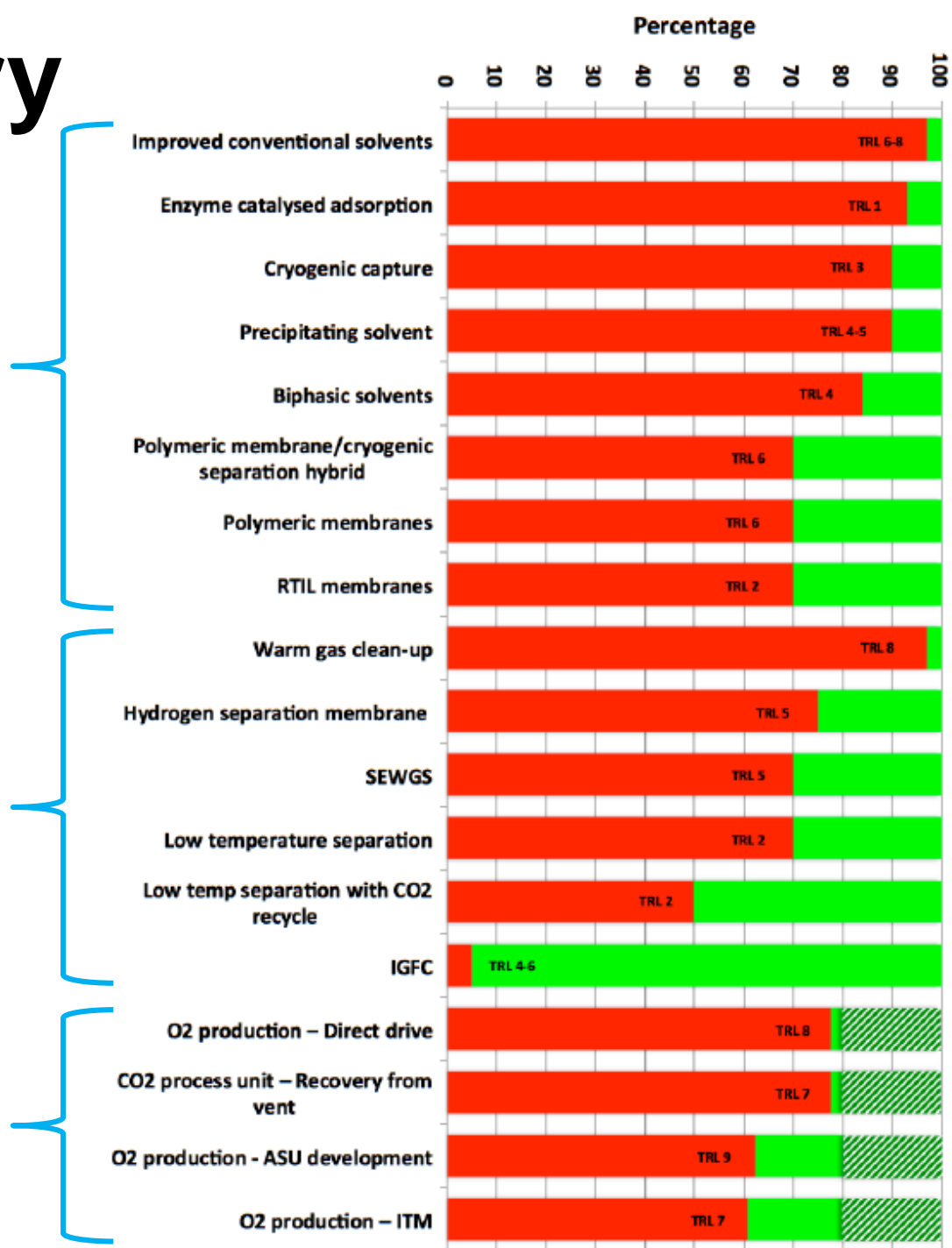


Summary

Post-combustion capture

Pre-combustion capture

Oxy-combustion capture



Potential for reduction of increase in LCOE for promising developing technologies

■ Potential reduction
▨ Oxy-combustion advantage




Conclusions



Many new technologies for CO₂ capture are being developed



Estimated costs of new capture technologies are subject to high uncertainty, especially at low TRLs



Processes in which CO₂ capture is a more integrated part of the power generation process show high potential for energy and cost reduction but have significant development hurdles

- E.g. solid looping combustion, oxy-combustion turbines and fuel cells
- 
- A decorative graphic at the bottom of the slide showing a portion of a globe with blue and white colors.



Thank you, any questions?



ASSESSMENT OF
EMERGING CO₂ CAPTURE
TECHNOLOGIES AND
THEIR POTENTIAL TO
REDUCE COSTS

Report: 2014/TR4
December 2014

[http://www.ieaghg.org/publications/
technical-reports](http://www.ieaghg.org/publications/technical-reports)

**6th HTSLCN Meeting,
1st – 2nd September, Milan, Italy**

Contact us at:

john.davison@ieaghg.org
jasmin.kemper@ieaghg.org