

The New Clean Cities Survey



**Clean Cities Eastern
States Coordinator Peer
Exchange**

Nick Muerdter

06/23/2009

Out with the old...

Clean Cities Questionnaire Entry Forms

Alternative Fuel Hybrid Electric Vehicle Inventory

Niche Market Inventory

Grant Information

Idle Reduction Inventory

Blends Inventory

Fuel Economy/VMT Inventory

Off-Road Inventory

Contact the [Webmaster](#) if you have problems with this form.

Clean Cities Questionnaire Reports and Data Entry Screens

[Summary Report](#)

Outreach Information

In this section, you will list your outreach activities for the year. Please include both stakeholder and nonstakeholder activities. Each activity should be categorized by the technology, output, and impact area. Supporting details may also be supplied. After completing the information, press the ADD button. To correct an entry, make the necessary changes and press the SUBMIT button.

Green bordered entries need to be completed.
Red bordered entries are complete.

[Help with Outreach Info](#)

Outreach Information Entry Forms:

Activity Name *

Activity Date * Month Day Year

Technology *

- Pick from List
- AFVs
- HEVs
- Blends
- FE
- VMT
- IR

Activity Type *

Percentage from Coalition *

Persons Reached *


Audience *


Government Public General Fleets Airport
 Waste Utility Delivery Public Transport


Notes

In with the new...

Clean Cities Survey
Survey Dashboard

2008 Survey
For activities from January 1, 2008 – December 31, 2008
The 2008 survey must be completed by February 1, 2009. 

2009 Survey
For activities from January 1, 2009 – December 31, 2009
Want to get a jumpstart on this year's survey? Start filling it out with your latest accomplishments. 

 **Survey Archives**
[2007 Survey](#)
[2006 Survey](#)
[2005 Survey](#)

Year Overview

2008 Clean Cities Survey » Overview

http://nmuedter.cttsdev.nrel.gov/cleancities/survey/years/2008

Survey Dashboard

2009 CLEAN CITIES SURVEY
Survey Overview

GENERAL
Profile & Organization
Operating Information
Outreach Activities
Grants

VEHICLE INVENTORY
Alternative Fuel Vehicles
Hybrid-Electric Vehicles
Niche Market Vehicles
Off-Road Vehicles

FUEL BLENDS
Fuel Blends

FUEL ECONOMY
Fuel Economy Improvements
Vehicle-Miles Traveled Reduction

IDLE REDUCTION
Truckstop Electrification
Onboard Idle Reduction
Other Idle Reduction

2008 Clean Cities Survey Overview

General

- [Profile & Organization](#) *
- [Operating Information](#) ✓
- [Outreach Activities](#) ✓
- [Grants](#) *

Vehicle Inventory

- [Alternative Fuel Vehicles](#) *
- [Hybrid-Electric Vehicles](#) *
- [Niche Market Vehicles](#) *
- [Off-Road Vehicles](#) *

Fuel Blends

- [Fuel Blends](#) *

Fuel Economy

- [Fuel Economy Improvements](#) *
- [Vehicle-Miles Traveled Reduction](#) *

Idle Reduction

- [Truckstop Electrification](#) *
- [Onboard Idle Reduction](#) *
- [Other Idle Reduction](#) *

Done with this year's survey?

Simple Form

2008 Clean Cities Survey » Operating Information

http://nmuerdter.cttsdev.nrel.gov/cleancities/survey/years/2008/edit

Survey Dashboard

2009 CLEAN CITIES SURVEY
Survey Overview

GENERAL
Profile & Organization
Operating Information
Outreach Activities
Grants

VEHICLE INVENTORY
Alternative Fuel Vehicles
Hybrid-Electric Vehicles
Niche Market Vehicles
Off-Road Vehicles

FUEL BLENDS
Fuel Blends

FUEL ECONOMY
Fuel Economy Improvements
Vehicle-Miles Traveled Reduction

IDLE REDUCTION
Truckstop Electrification
Onboard Idle Reduction
Other Idle Reduction

2008 Clean Cities Survey Operating Information

Coordinator(s) hours per week on Clean Cities *

How long have you been the coordinator? *
 years

Total dues collected *
\$

How much funding is obtained from other sources to cover coalition operating expenses? *
\$

Stakeholders

Number of stakeholders *

Number of private stakeholders *

Does the SEO provide any financial support to the coalition or stakeholders? *
 No
 Yes

How would you rate the quality of the data on your survey? *
 Excellent Good Fair Poor

How do you obtain most of your data for the survey? *
Check all that apply
 Coalition records
 Estimates
 Paper or Electronic Surveys to stakeholders
 Survey stakeholders by phone

Has your coalition registered with www.grants.gov? *
 No
 Yes

A List of Items

2008 Clean Cities Survey » Outreach Activities

http://nmuerdter.cttsdev.nrel.gov/cleancities/survey/years/2008/outreach_activities

Survey Dashboard

2009 CLEAN CITIES SURVEY
Survey Overview

GENERAL
Profile & Organization
Operating Information
Outreach Activities
Grants

VEHICLE INVENTORY
Alternative Fuel Vehicles
Hybrid-Electric Vehicles
Niche Market Vehicles
Off-Road Vehicles

FUEL BLENDS
Fuel Blends

FUEL ECONOMY
Fuel Economy Improvements
Vehicle-Miles Traveled Reduction

IDLE REDUCTION
Truckstop Electrification
Onboard Idle Reduction
Other Idle Reduction

2008 Clean Cities Survey Outreach Activities

Activity Name	Date	Edit	Delete
Lilac Festival	01/12/2008	Edit	Delete
Great Outreach	01/01/2008	Edit	Delete
Test Test	01/01/2008	Edit	Delete
More Outreach	04/20/2008	Edit	Delete
Bake Sale	01/01/2008	Edit	Delete
Activity Name	01/01/2008	Edit	Delete
Tire Fire	01/10/2008	Edit	Delete
Man With Sign On Street	02/12/2008	Edit	Delete
Outreaching for the Stars	01/01/2008	Edit	Delete
Slam Dunk Contest	02/03/2008	Edit	Delete

Add Activity

Add or Edit from List

2008 Clean Cities Survey » Outreach Activities » Edit Activity

http://nmuerdter.cttsdev.nrel.gov/cleancities/survey/years/2008/outreach_activities/3119/edit

← Survey Dashboard

2009 CLEAN CITIES SURVEY
Survey Overview

GENERAL
Profile & Organization
Operating Information
Outreach Activities
Grants

VEHICLE INVENTORY
Alternative Fuel Vehicles
Hybrid-Electric Vehicles
Niche Market Vehicles
Off-Road Vehicles

FUEL BLENDS
Fuel Blends

FUEL ECONOMY
Fuel Economy Improvements
Vehicle-Miles Traveled Reduction

IDLE REDUCTION
Truckstop Electrification
Onboard Idle Reduction
Other Idle Reduction

2008 Clean Cities Survey Outreach Activities » Edit Activity

Activity Name *
Tire Fire

Dates *
01/23/2008
(Remove Date)
08/14/2008
(Remove Date)
[Add Date](#)

Technology *
 AFVs HEVs VMT
 Blends IR
 FE Pick from List

Activity Type *
Legislation

Percentage from Coalition *
40 %

Persons Reached *
12

Audience
 Airport Government Public Transport
 Delivery Other Utility
 General Fleets Public Waste

Notes *
Notes

[Save](#)

Coming Soon!



The New Clean Cities Survey