



U.S. Department of Energy
Energy Efficiency
and Renewable Energy



Clean
Cities



15TH ANNIVERSARY

15 Years of Petroleum Reduction

2009 Eastern States Coordinator Peer Exchange

June 22, 2009

Pittsburgh, PA



Update From DC

- Budget and Performance Metrics
- Impressive Accomplishments
- What's New
- Annual Retreat
- Special 15 yr Presentation
- New Strategies and Directions



U.S. Department of Energy
Energy Efficiency
and Renewable Energy



Congratulations! Coordinator 101 Graduates

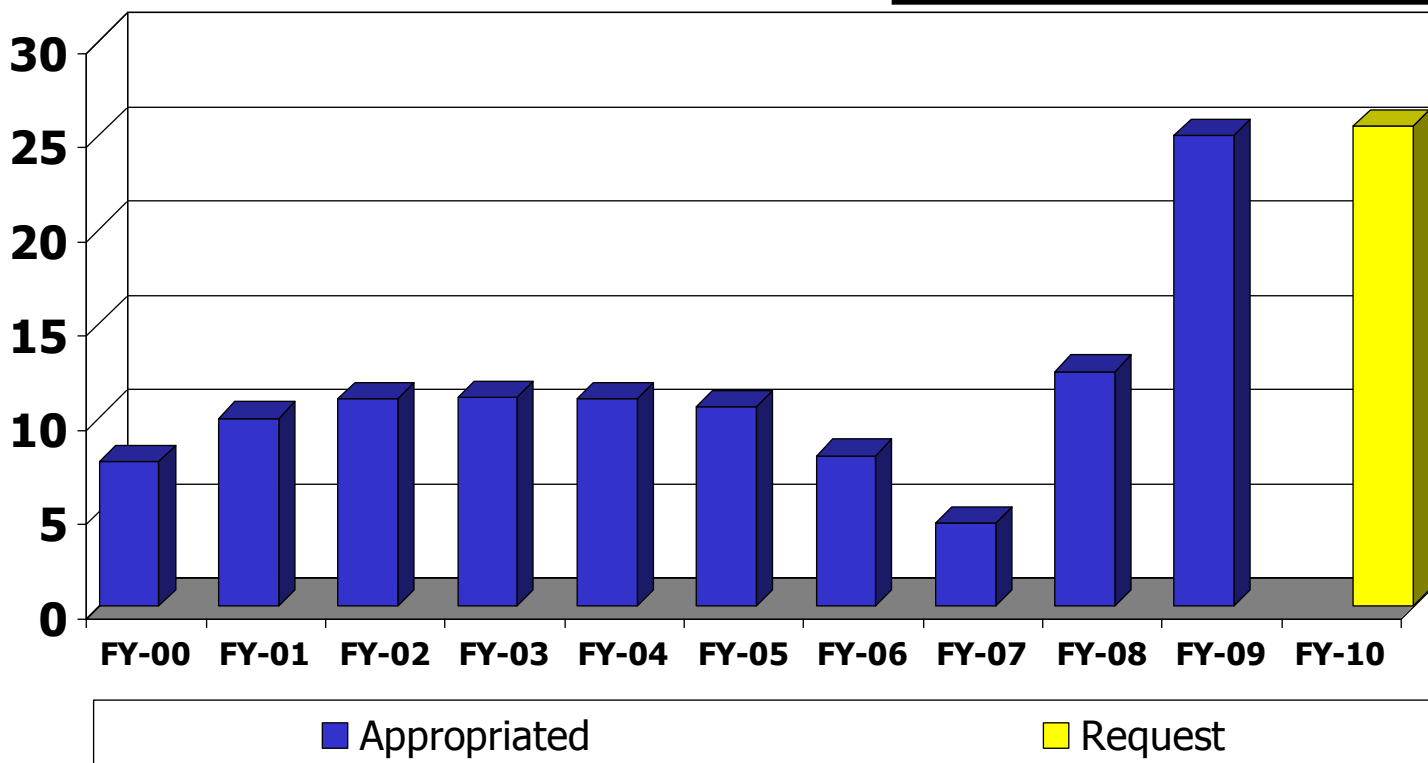




Clean Cities Budget

**FY-09 \$25M + \$300M
from Recovery Act
funds**

\$ Millions





U.S. Department of Energy

Energy Efficiency and Renewable Energy

Bringing you a prosperous future where energy is clean, abundant, reliable, and affordable

2008 ANNUAL REPORT OVERVIEW

- 86 coalitions have completed the annual report
- 287 million GGE were displaced
- Initial estimate of ~1 million tons GHG savings
- 1,316 Outreach activities reached audiences totaling 113 million people
- Grants totaled \$34 million with \$66 million in leveraged funds



Petroleum Reduction Summary

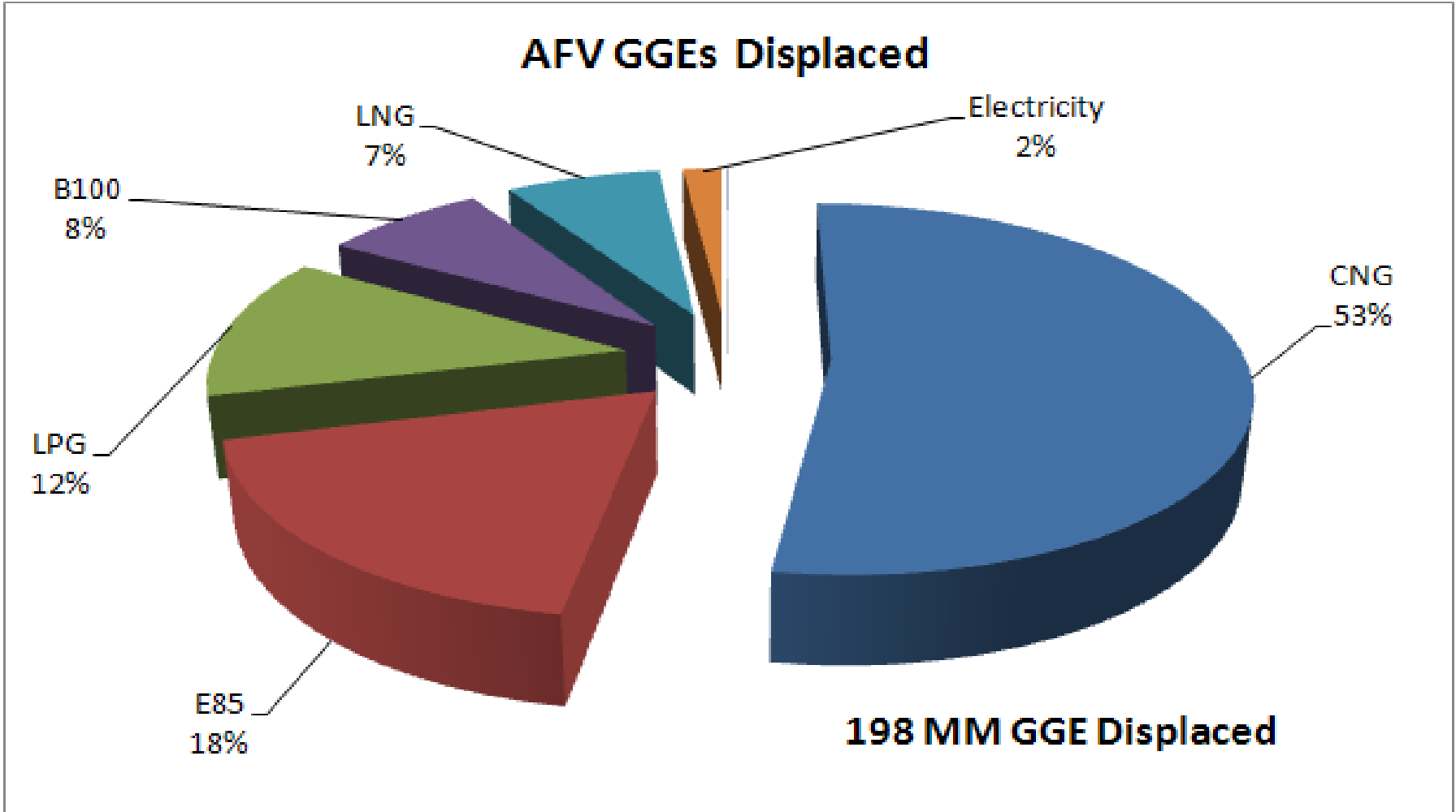
Technology	2008	2007
	(Million GGEs)	(Million GGEs)
AFVs ⁽¹⁾	198	188
Blends ^(1, 2)	63	65
HEV's	12	17
Idle Reduction	8	6
Fuel Economy (ORNL)	4 (81+)	5
OFF Road	1	0
TOTALS:	287 (368+)	281

(1) B20 moved from AFVs to Blends category.

(2) Does not include any displacement from E10.



2008 AFV FUEL BREAKDOWN

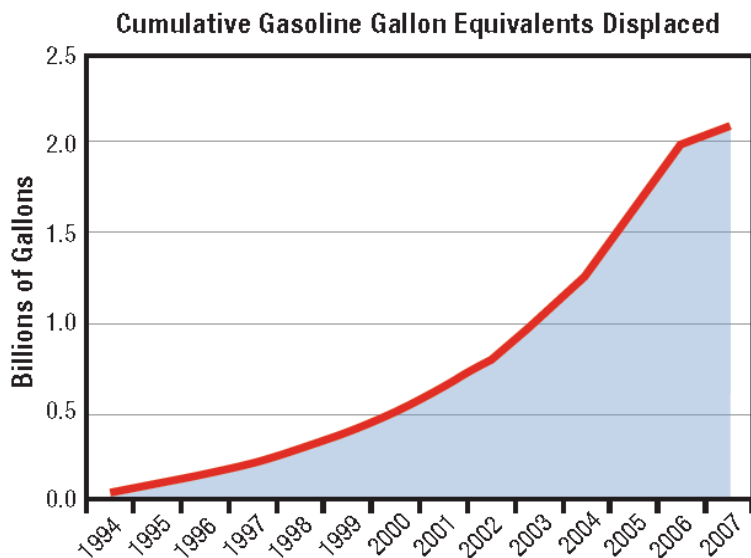




Top Accomplishments

Displaced 2 Billion Gallons of Petroleum

- > 2 billion GGE displaced by coalitions since 1993
- 15 million GGE in 1994, 375 million GGE last year (28% annual growth)
- 580,000 new AFVs on the road
- Over 6000 alternative fueling stations (CC helped build >70% of them)



NREL stock photo 8

Bottom line: > 2 billion GGE displaced, best yet to come



Top Accomplishments

Established a National Network of Coalitions

- ~100 coalitions & partnerships
- > 5,700 stakeholders from businesses, city & state governments, transportation industry, community organizations, fuel providers





Top Accomplishments

Fuel Economy Guide Achievements

- > 40 million visits per year
- ~200 million GGE saved last year
- Mobile site for on-the-go access

Alternative Fueling Station Locator

Basic Station Search | Map a Route | Advanced Options

First: Select one or more fuels.

- Biodiesel (B20 and above)
- Compressed Natural Gas
- Electric
- Ethanol (E85)
- Hydrogen
- Liquefied Natural Gas (LNG)
- Liquefied Petroleum Gas (Propane)

Second: Enter a complete address or zip code.

Washington, DC

Show stations within a 25 mile radius.

[Get Results](#)

Note: For a state search, use [Advanced Options](#).

Results 1 - 8 of 8 near Washington, DC

A Ronald Reagan National Airport - Washington Airports Authority 2605 S Clark Street, Arlington, VA 22202
Private - fleet customers only
Phone: 703-417-8875
Fuel: Compressed Natural Gas
Distance: 3 miles

B Quarters K Citgo - Pentagon/Navy Exchange 801 S Joyce St, Arlington, VA 22204

2009 Ford Escape FWD		2009 Ford Escape Hybrid FWD	
Hybrid Vehicle			
New EPA MPG			
REGULAR GASOLINE		REGULAR GASOLINE	
21		32	
18 City	26 Hwy	34 City	31 Hwy
18 Combined		31 Combined	
MPG Estimates from Drivers Like You			
Average based on 1 vehicle.		Average based on 3 vehicles.	
22.3		34.9	
View Individual Estimates		Lo 33 → Hi 37	

Created AFDC

- Premier advanced transportation resource
- Documents & tools
- 7 million hits per year



Top Accomplishments

Major Increase in Alternative Fuel Transit Buses

- 6% alternative fueled in 1997
- 20% in 2007
- Coalitions responsible for > half



NREL stock photos

Helping to Green National Parks

- Air-quality improvements
- Visitor education/inspiration
- Wildlife preservation
- Effective industry partnerships





Top Accomplishments

Created Alternative Fuel Corridors

- \$35 million for infrastructure since 1998
- Biofuels I-65, OR, NY, PA, MD, VA, DC
- Other fuels, e.g., natural gas in CA, UT, NY



Turning Garbage into Gas

- Deployed biomethane technology from DOE R&D
- Successful refuse truck tests
- Potential 300 landfills each producing 20,000 gal/day LNG



NREL stock photo



Top Accomplishments

Partnered with National Media

- Collaboration with PBS-TV
- > 50 segments on alt fuels, advanced vehicles, fuel economy
- FuelEconomy.gov uses segments
- Enhanced CC legitimacy among automotive journalists

Leveraged Funding 25:1

- \$43 million from Clean Cities
- Matched by \$214 million
- Resultant partnerships brought in additional \$845 million

MotorWeek segments provided by Maryland Public Television

	NEW! Car Keys - Fuel Sippers Flash Video (14.7 MB) Quicktime Movie (30.9 MB) Text Version (pdf)
	NEW! Big Green SUVs Flash Video (8.5 MB) Quicktime Movie (17.9 MB) Text Version (pdf)
	NEW! Best Eco-Friendly Award - GM Hybrid SUVs Flash Video (3.4 MB) Quicktime Movie (7.3 MB) Text Version (pdf)



New and Improved !

- Powerful New Tools
- New Web-pages and Publications
- New Training
- New Experts to Support You

- New Administration & Leadership



U.S. Department of Energy
Energy Efficiency
and Renewable Energy



2009 Clean Cities Coordinator Leadership Retreat

November 2-5, 2009


Great Smokey Mountains National Park

Celebrating 75th Anniversary in 2009

Park Vista Hotel & Convention Center
Gatlinburg, Tennessee

To reserve your room call:

1-800-421-7275





U.S. Department of Energy
Energy Efficiency
and Renewable Energy



special **MotorWeek** segment



15TH ANNIVERSARY

15 Years of Petroleum Reduction



New Strategies and Directions

- Smart Clean Cities Growth
- Strategic Planning
- More to come

